

Catalina // *Yachts*



Get Your Dream's Worth.

Catalina

400 markII



The galley is the best in her class, with separate refrigerator and freezer, lots of storage, good lighting, ventilation and top quality gear.

The most striking features of the cockpit are the twin wheels. Now cruising sailors can enjoy the benefits of safety, visibility for the helmsman and easy stern access that were previously available only on grand prix and custom yachts.

A large central cockpit table accommodates the entire crew for dining. Secure handrails, foot braces, integrated fore and aft instrument clusters are also provided.

Standing rigging is stout and easy to keep tuned for optimal performance. Sail controls like the double ended mainsheet and rigid boom vang are logically arranged to efficiently manage the 400's powerful sail plan.

The accommodations are the most comfortable in her class. The aft cabin has private access to the head with stall shower, a queen size bed, great ventilation and lots of storage.

The galley is unparalleled in a 40 footer. Molded counter tops, a front and top access refrigerator/freezer and a three burner stove with stainless steel stove hood create a pleasant, functional environment for the cook.

The main cabin is an inviting place to lounge with deep, comfortable seats and a large dining table.

The 400mkII is equally beautiful in less apparent areas

such as the engineered fiberglass sub-sole structural grid and well planned electrical, mechanical and plumbing systems.

Many of the features most desired by cruisers, are built into the 400mkII. Large deep cycle battery banks, ample water, fuel, and waste tankage, big anchor locker with a powerful windlass, high quality ports, hatches, and hardware are all standard.

Inspect the new 400mkII carefully - we are confident you will discover the value and quality that make the 400 the new leader in her class. Complete specifications are available on request.



The distinctive cockpit design works



The stern quarters can be configured as shown, or the available twin double



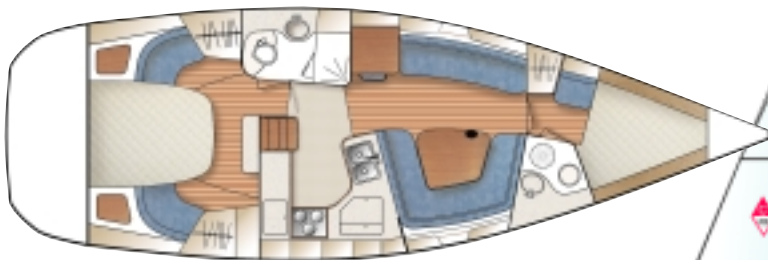
Works well under sail, affording the helmsman the perfect perspective. At rest, the large table and comfortable seating make it a great place to relax.



*As the spacious owner's cabin
the cabins.*

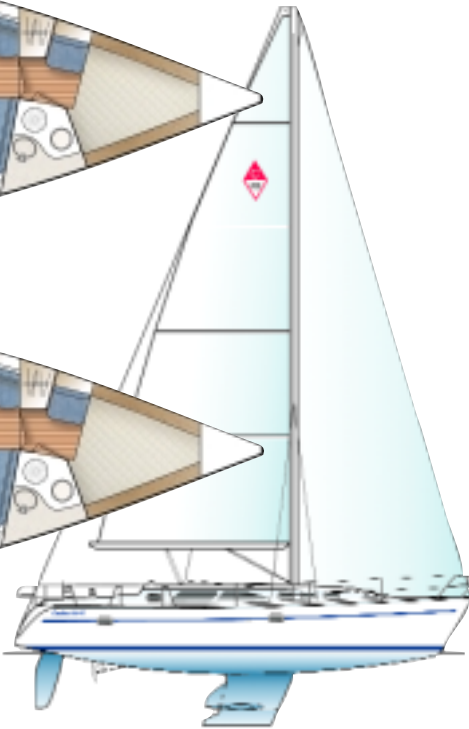
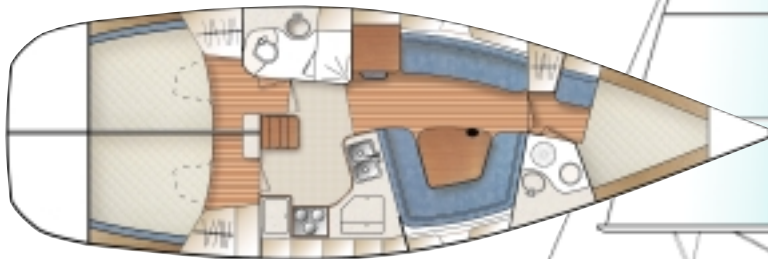


The main cabin features varnished wood, soft fabrics and subtle lighting that create an atmosphere of luxury.



400mkII two cabin interior

400mkII three cabin interior



Catalina 400 Principal Specifications

Length Overall	12.65m	41' - 6"
Length of Hull	12.34m	40' - 6"
Length at Waterline	11.11m	36' 6"
Beam	4.11m	13' 6"
Draft	Wing Keel	1.63m 5' 4"
	Fin Keel	2.11m 6' 11"
Ballast	Wing Keel	3629kg 8000 lb.
	Fin Keel	3266kg 7200 lb.
Approx. basic weight	Wing Keel	9299kg 20,500 lb.
	Fin Keel	8936kg 19,700 lb.
Engine	Diesel	
	4 cylinder	41.8 kW 56 HP
Sail Area Standard Rig	(100% foretriangle)	
	75.07m ²	808 sq.ft.
I	16.05m	52' 8"
J	4.72m	15' 6"
P	14.33m	47' 0"
E	5.18m	17' 0"

All measurements are approximate and subject to change without notice.

Catalina // **Yachts**

21200 Victory Blvd., Woodland Hills, CA 91367
 Phone (818) 884-7700 • Fax (818) 884-3810
<http://www.catalinayachts.com>

Sold and Serviced by:

member: **ABYC**
 Setting the Standards for Safer Boating

member: **Certified National Marine Manufacturers Association** 

Photos and drawings may show optional equipment. Refer to current price sheet for standard equipment list and specifications.