

# PARTS LIST

## WESTERBEKE

35B Three

38B Four

42B Four

### Marine Diesel Engines

10.0 BTD-60 Hz

11.0 BTD-60 Hz

12.5 BTDA-60 Hz

7.5 BTD-50 Hz

8.3 BTD-50 Hz

9.4 BTDA-50 Hz

### Marine Diesel Generators

Publication #036776

Edition One

February 1990



# PARTS LIST

## WESTERBEKE

35B Three

38B Four

42B Four

### Marine Diesel Engines

10.0 BTD-60 Hz

11.0 BTD-60 Hz

12.5 BTDA-60 Hz

7.5 BTD-50 Hz

8.3 BTD-50 Hz

9.4 BTDA-50 Hz

### Marine Diesel Generators

Publication #036776

Edition One

February 1990



## IMPORTANT

### PRODUCT SOFTWARE DISCLAIMER

Product software of all kinds, such as brochures, drawings, technical data, operator's and workshop manuals, parts lists and parts price lists, and other information, instructions and specifications provided from sources other than Westerbeke, is not within Westerbeke's control and; accordingly, is provided to Westerbeke customers only as a courtesy and service. **Westerbeke cannot be responsible for the content of such software, makes no warranties or representations with respect thereto, including the accuracy, timeliness or completeness thereof, and will in no event be liable for any type of damages or injury incurred in connection with, or arising out of, the furnishing or use of such software.**

For example, components and subassemblies incorporated in Westerbeke's products and supplied by others (such as engine blocks, fuel systems and components, transmissions, electrical components, pumps and other products) are generally supported by their manufacturers with their own software, and Westerbeke must depend on such software for the design of Westerbeke's own product software. Such software may be outdated and no longer accurate. Routine changes made by Westerbeke's suppliers, of which Westerbeke rarely has notice in advance, are frequently not reflected in the supplier's software until after such changes take place.

Westerbeke customers should also keep in mind the time span between printings of Westerbeke product software and the unavoidable existence of earlier, non-current, Westerbeke software editions in the field. Additionally, most Westerbeke products include customer-requested special features that frequently do not include complete documentation.

In summation, product software provided with Westerbeke products, whether from Westerbeke or other suppliers, must not and cannot be relied upon exclusively as the definitive authority on the respective product. It not only makes good sense but is imperative that appropriate representatives of Westerbeke or the supplier in question be consulted to determine the accuracy and currency of the product software being consulted by the customer.

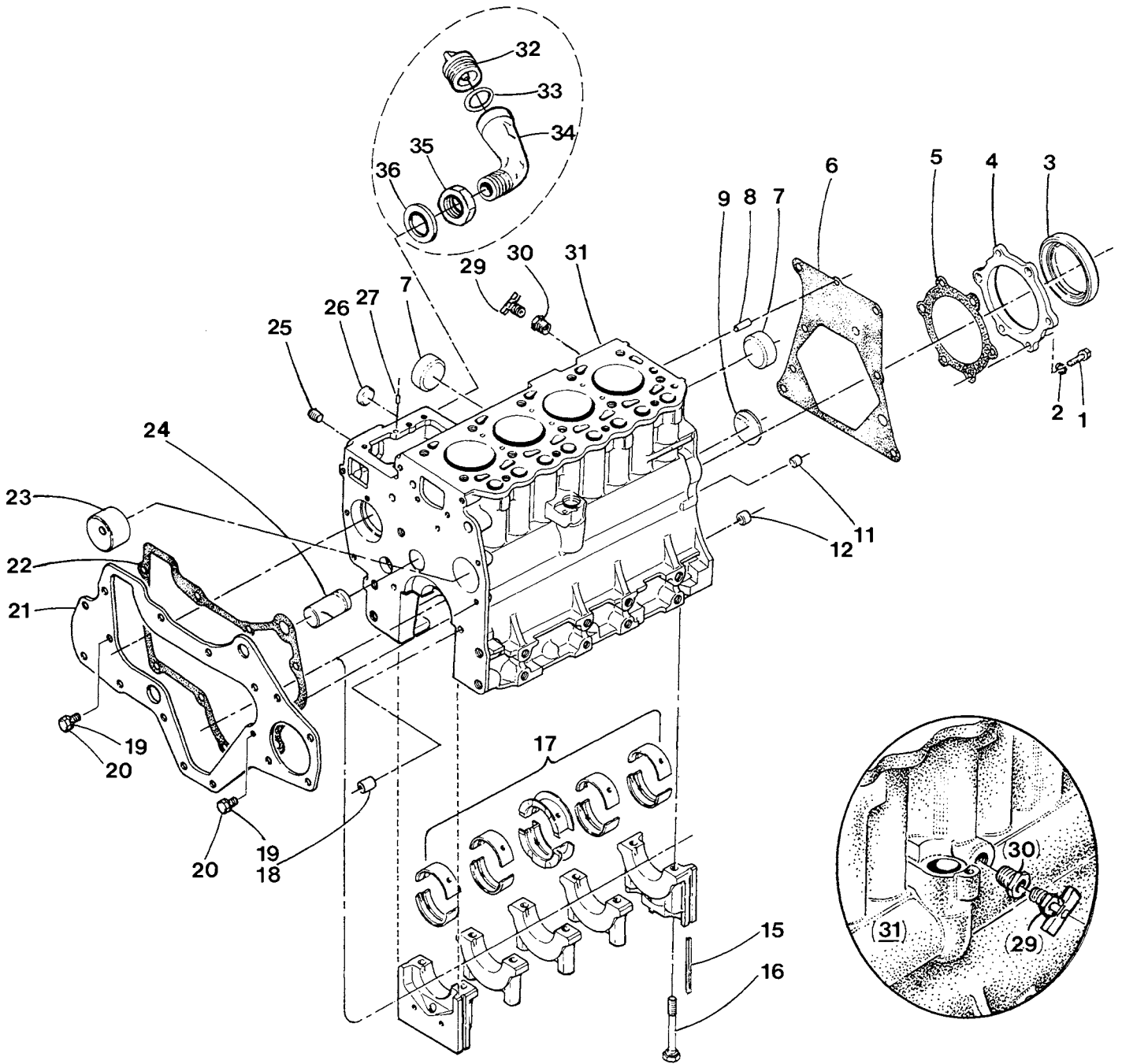
THIS PARTS LIST COVERS A FAMILY OF THREE ENGINE BLOCKS USED FOR PROPULSION AND GENERATOR APPLICATIONS. ALL REFERENCES IN THE BOOK FOR GENERATOR APPLICATIONS REFER TO THE 60 HERTZ MODEL BUT ARE APPLICABLE FOR THE CORRESPONDING 50 HERTZ MODEL AS LISTED IN THE CHART BELOW.

PROPULSION MODEL	60HZ GENERATOR	50HZ GENERATOR
35B THREE	10.0 BTD-614	7.5 BTD-514
38B FOUR	11.0 BTD-614	8.3 BTD-514
42B FOUR	12.5 BTDA-614	9.4 BTDA-514

#### TABLE OF CONTENTS

PAGE	DESCRIPTION
100	PROPULSION AND GENERATOR - CYLINDER BLOCK
102	PROPULSION AND GENERATOR - CYLINDER HEAD
104	PROPULSION AND GENERATOR - TIMING COVER AND SUMP
106	PROPULSION AND GENERATOR - CRANKSHAFT AND PISTONS
108	PROPULSION AND GENERATOR - CAMSHAFT AND ROCKER SHAFT
110	PROPULSION AND GENERATOR - LUBE OIL PUMP AND FILTER
112	PROPULSION AND GENERATOR - INTAKE MANIFOLD
114	PROPULSION AND GENERATOR - GOVERNOR SYSTEM
116	PROPULSION - THROTTLE AND STOP CABLE BRACKET
118	PROPULSION - FUEL SYSTEM
122	GENERATOR - FUEL SYSTEM
126	PROPULSION AND GENERATOR - FUEL INJECTOR
128	PROPULSION - COOLING SYSTEM
132	GENERATOR - COOLING SYSTEM
136	PROPULSION AND GENERATOR - FRESH WATER PUMP
138	PROPULSION AND GENERATOR - SEA WATER PUMP
140	PROPULSION - FRONT OPENING EXHAUST MANIFOLD
142	PROPULSION - BACK END - MODEL JS TRANSMISSION - MOUNTS
146	PROPULSION - MODEL JS TRANSMISSION SHIFTING BRACKET
148	PROPULSION - BACK END - MODEL HBW TRANSMISSION - MOUNTS
152	PROPULSION - MODEL HBW TRANSMISSION SHIFTING BRACKET
154	GENERATOR - BACK END - GENERATOR - MOUNTING SYSTEM
158	GENERATOR - AC OUTPUT AND REGULATOR
160	PROPULSION - ELECTRICAL SYSTEM
162	PROPULSION - INSTRUMENT PANELS
164	GENERATOR - ELECTRICAL SYSTEM
168	GENERATOR - CONTROL PANEL
170	PROPULSION AND GENERATOR - ALTERNATOR
172	PROPULSION AND GENERATOR - STARTER MOTOR
174	GENERATOR - BELT GUARD
176	PROPULSION AND GENERATOR - MISCELLANEOUS

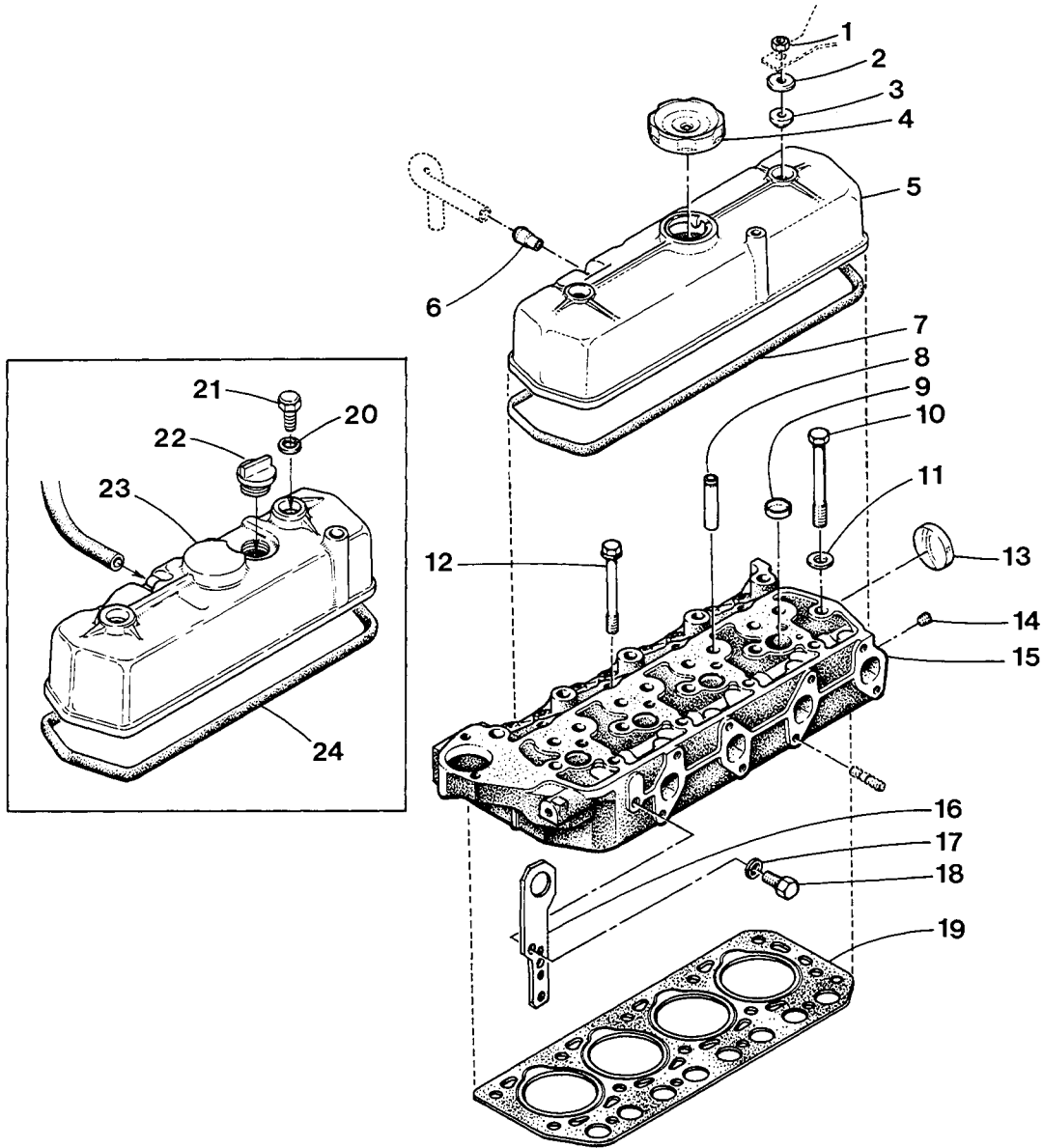
35B - 38B - 42B - 10.0 LTD - 11.0 LTD - 12.5 LTDA - CYLINDER BLOCK



35B - 38B - 42B - 10.0 BTD - 11.0 BTD - 12.5 BTDA - CYLINDER BLOCK

REF	PN	NAME	REMARKS	QUAN
1	013630	CAPSCREW	M 8 X 25 DIN 933	6
2	031786	LOCKWASHER	M 8 DIN 127	6
3	030395	SEAL	OIL	1
4	030489	HOUSING	OIL SEAL	1
5	030490	GASKET	OIL SEAL HOUSING	1
6	030491	GASKET	BACKPLATE	1
7-1	030717	PLUG	EXPANSION-45 3 CYLINDER	2
7-2	030717	PLUG	EXPANSION-45 4 CYLINDER	3
8	030272	DOWEL		1
9	030286	PLUG	EXPANSION-40	1
11	030706	DOWEL	TUBULAR 8X9	2
12	030709	DOWEL	TUBULAR 12X9	1
15	030390	SEAL	SIDE	4
16-1	030389	BOLT	MAIN BEARING CAP 3 CYLINDER	8
16-2	030389	BOLT	MAIN BEARING CAP 4 CYLINDER	10
17-1	037701	BEARING	SET MAIN STD 3 CYLINDER	1
17-2	037702	BEARING	SET MAIN 0.25 3 CYLINDER	1
17-3	037703	BEARING	SET MAIN 0.50 3 CYLINDER	1
17-4	037704	BEARING	SET MAIN 0.75 3 CYLINDER	1
17-5	037672	BEARING	SET MAIN STD 4 CYLINDER	1
17-6	037677	BEARING	SET MAIN 0.25 4 CYLINDER	1
17-7	037678	BEARING	SET MAIN 0.50 4 CYLINDER	1
17-8	037679	BEARING	SET MAIN 0.75 4 CYLINDER	1
18	030707	DOWEL	TUBULAR 8X13	2
19	031786	LOCKWASHER	M 8 DIN 127	3
20	016789	CAPSCREW	M 8 X 16 DIN 933	3
21	030492	PLATE	FRONT	1
22	030493	GASKET	FRONT PLATE TO BLOCK	1
23	030488	BUSHING	CAMSHAFT	1
24	030487	SHAFT	IDLER GEAR	1
25	030712	PLUG	1/4BSPT DIN 906	3
26	024373	PLUG	EXPANSION-25	2
27	036943	DOWEL		2
29	011471	PETCOCK	3 CYLINDER	1
30-1	024752	ADAPTER	1/4BSPT TO 1/8 NPT 3 CYLINDER	1
30-2	030712	PLUG	1/4BSPT 4 CYLINDER	1
31-1	037763	BLOCK	ASSEMBLY 35B	1
31-2	037501	BLOCK	ASSEMBLY 10.0 BTD	1
31-3	034977	BLOCK	ASSEMBLY 38B	1
31-4	035398	BLOCK	ASSEMBLY 11.0 BTD	1
31-5	037766	BLOCK	ASSEMBLY 42B	1
31-6	037768	BLOCK	ASSEMBLY 12.5 BTDA	1
32	033126	CAP	OIL FILLER WITH O-RING	1
33	033123	O-RING	OIL FILLER CAP	1
34	034670	ELBOW	OIL FILLER TO BLOCK	1
35	034669	NUT	OIL FILLER ELBOW	1
36	034667	WASHER	OIL FILLER ELBOW	1

35B - 38B - 42B - 10.0 BTD - 11.0 BTD - 12.5 BTDA - CYLINDER HEAD

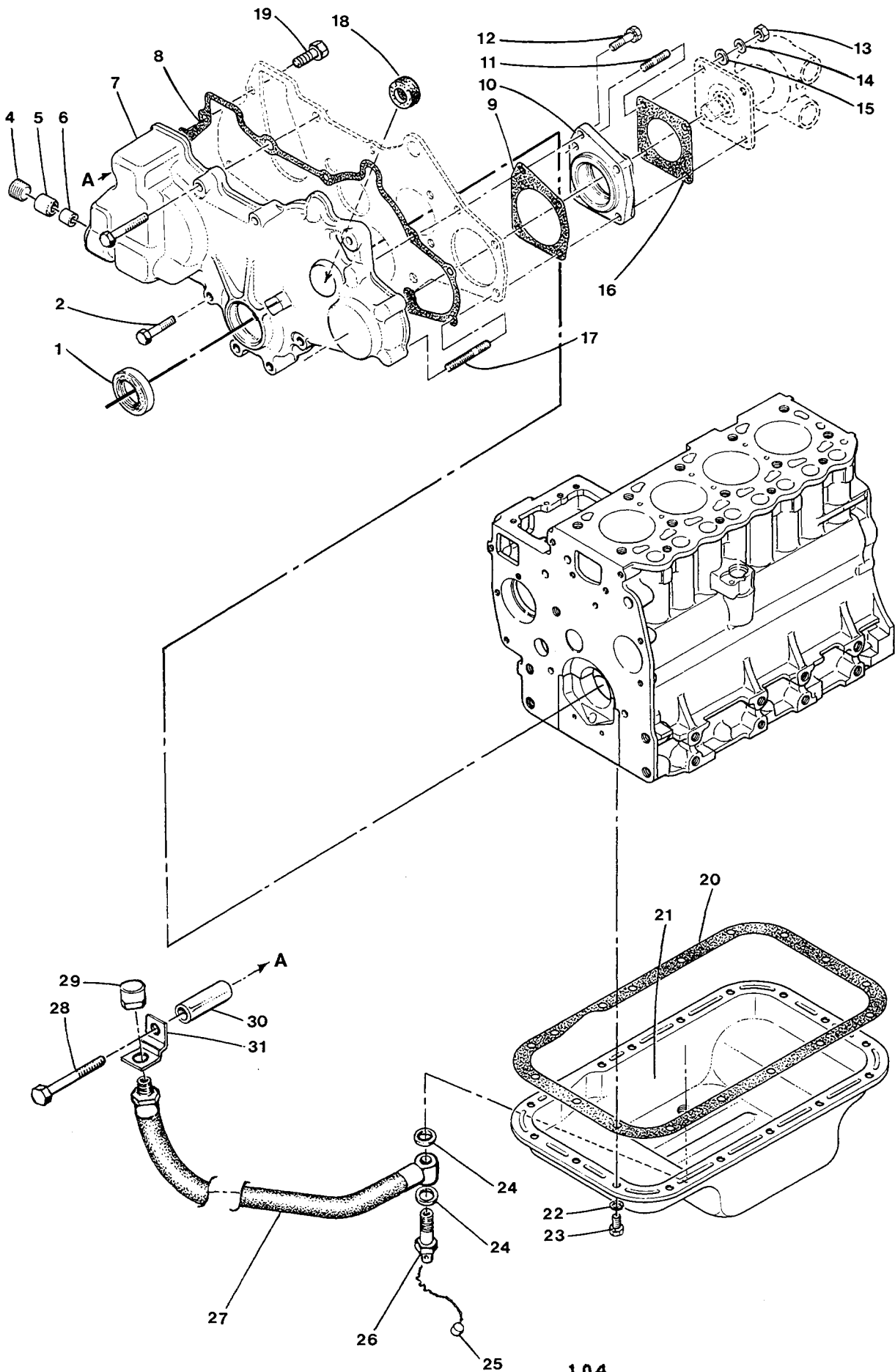


## 35B - 38B - 42B - 10.0 BTD - 11.0 BTD - 12.5 BTDA - CYLINDER HEAD

REF	PN	NAME	REMARKS	QUAN
1	018242	NUT	M 8 DIN 934 4 CYLINDER	2
2	030517	WASHER	4 CYLINDER	2
3	030780	SEAL	OIL-ROCKER COVER STUD 4 CYLINDER	2
4	030237	CAP	OIL FILLER 4 CYLINDER	1
5	030514	COVER	ROCKER INCL REF 6 4 CYLINDER	1
6	030219	CONNECTOR	BREATHER HOSE TO COVER	1
7	030516	GASKET	ROCKER COVER 4 CYLINDER	1
8-1	030506	GUIDE	VALVE 3 CYLINDER	6
8-2	030506	GUIDE	VALVE 4 CYLINDER	8
9-1	024373	PLUG	EXPANSION-25 3 CYLINDER	3
9-2	024373	PLUG	EXPANSION-25 4 CYLINDER	4
10-1	030512	BOLT	CYLINDER HEAD-LONG 3 CYLINDER	8
10-2	030512	BOLT	CYLINDER HEAD-LONG 4 CYLINDER	10
11-1	030243	WASHER	HEAD BOLT 3 CYLINDER	8
11-2	030243	WASHER	HEAD BOLT 4 CYLINDER	10
12-1	030383	BOLT	CYLINDER HEAD-SHORT 3 CYLINDER	3
12-2	030383	BOLT	CYLINDER HEAD-SHORT 4 CYLINDER	4
13	030717	PLUG	EXPANSION-45	1
14	030711	PLUG	1/8	1
15-1	037676	HEAD	CYLINDER INCL REF 8-9-13 35B,10.0 BTD	1
15-2	037674	HEAD	CYLINDER INCL REF 8-9-13 38B,11.0 BTD	1
15-3	037675	HEAD	CYLINDER INCL REF 8-9-13 42B,12.5 BTDA	1
16-1	030131	EYE	LIFTING GENSET FRONT AND REAR	2
16-2	030131	EYE	LIFTING PROPULSION FRONT	1
17	019262	LOCKWASHER	M10 DIN 127	1
18	024952	CAPSCREW	M10 X 1.25 X 20 DIN 961	1
19-1	037661	GASKET	CYLINDER HEAD 35B,10.0 BTD	1
19-2	030507	GASKET	CYLINDER HEAD 38B,11.0 BTD	1
19-3	037687	GASKET	CYLINDER HEAD 42B,12.5 BTDA	1
20	030289	SEAL	ROCKER COVER CAPSCREW 3 CYLINDER	2
21	034672	CAPSCREW	M 8 X 11 DIN 933 3 CYLINDER	2
22-1	033126	CAP	OIL FILL INCL O-RING 3 CYLINDER	1
22-2	033123	O-RING		1
23	037671	COVER	ROCKER INCL REF 6 3 CYLINDER	1
24	030515	GASKET	ROCKER COVER 3 CYLINDER	1



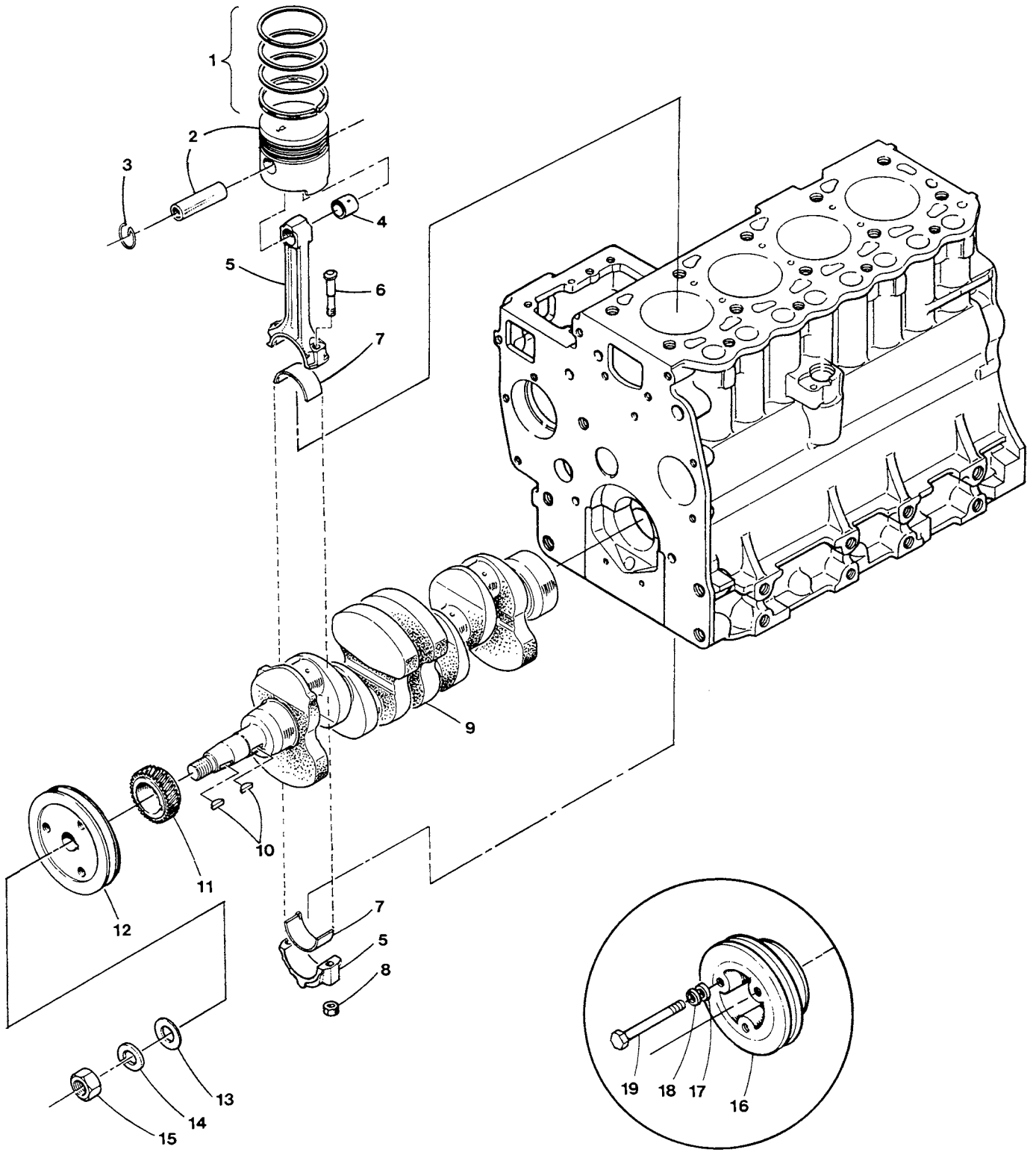
35B - 38B - 42B - 10 BTD - 11 BTD - 12.5 BTDA - TIMING COVER AND SUMP



35B - 38B - 42B - 10 BTD - 11 BTD - 12.5 BTDA - TIMING COVER AND SUMP

REF	PN	NAME	REMARKS	QUAN
1	030209	SEAL	OIL	1
2	024948	CAPSCREW	M 8 X 45 DIN 931	7
4	030713	PLUG	1/2	1
5	030411	BEARING	NEEDLE	1
6	030410	BEARING	NEEDLE	1
7	030494	COVER	TIMING	1
8	030495	GASKET	TIMING COVER	1
9	030589	GASKET	BEARING HOUSING	1
10	030588	HOUSING	BEARING	1
11	015828	STUD	M 8 X 22 DIN 939	1
12-1	013619	CAPSCREW	M 8 X 30 DIN 933	1
12-2	031786	LOCKWASHER	M 8 DIN 127	1
13	018242	NUT	M 8 DIN 934	4
14	031786	LOCKWASHER	M 8 DIN 127	4
15	031787	WASHER	M 8 DIN 125	4
16	030326	GASKET	WATER PUMP TO HOUSING	1
17	031282	STUD	M 8 X 45 DIN 939	3
18	033278	PLUG	THRUST	1
19	035792	CAPSCREW	M 8 X 16 INCL LOCKWASHER	2
20-1	030498	GASKET	OIL SUMP 3 CYLINDER	1
20-2	030499	GASKET	OIL SUMP 4 CYLINDER	1
21-1	034673	SUMP	OIL 3 CYLINDER	1
21-2	030497	SUMP	OIL 4 CYLINDER	1
22-1	031786	LOCKWASHER	M 8 DIN 127 3 CYLINDER	15
22-2	031786	LOCKWASHER	M 8 DIN 127 4 CYLINDER	17
23-1	016789	CAPSCREW	M 8 X 16 DIN 933 3 CYLINDER	15
23-2	016789	CAPSCREW	M 8 X 16 DIN 933 4 CYLINDER	17
24	036493	WASHER	SUMP DRAIN BANJO	2
25	037393	SEAL	LEAD WIRE	1
26	036819	BOLT	BANJO-SUMP DRAIN	1
27-1	031084	HOSE	SUMP DRAIN 35B	1
27-2	034746	HOSE	SUMP DRAIN 10.0 BTD	1
27-3	031173	HOSE	SUMP DRAIN 38B, 42B	1
27-4	030846	HOSE	SUMP DRAIN V-DRIVE 38B, 42B	1
27-5	030846	HOSE	SUMP DRAIN 11.0 BTD, 12.5 BTDA	1
28	031817	CAPSCREW	M 8 X 105 DIN 931	1
29	024905	CAP	SUMP DRAIN HOSE	1
30	033565	SPACER		1
31	024922	BRACKET	SUMP DRAIN HOSE	1

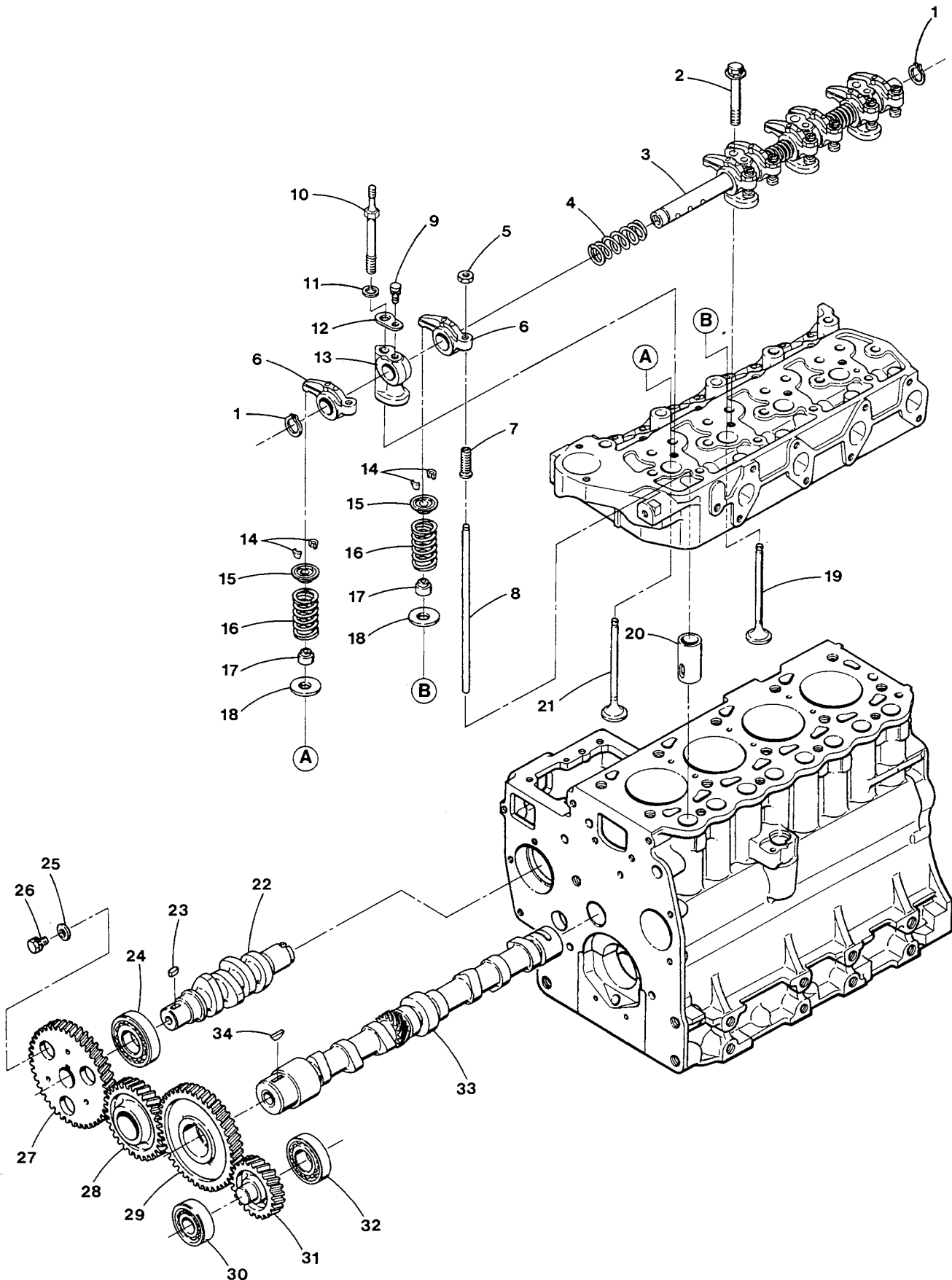
35B - 38B - 42B - 10 BTD - 11 BTD - 12.5 BTDA - CRANKSHAFT AND PISTONS



35B - 38B - 42B - 10 BTD - 11 BTD - 12.5 BTDA - CRANKSHAFT AND PISTONS

REF	PN	NAME	REMARKS	QUAN
1-01	037667	RING SET	STD 35B,10 BTD	3
1-02	037668	RING SET	0.25 35B,10 BTD	3
1-03	037669	RING SET	0.50 35B,10 BTD	3
1-04	037271	RING SET	STD 38B,11 BTD	4
1-05	037272	RING SET	0.25 38B,11 BTD	4
1-06	037273	RING SET	0.50 38B,11 BTD	4
1-07	037274	RING SET	0.75 38B,11 BTD	4
1-08	037667	RING SET	STD 42B,12 BTDA	4
1-09	037668	RING SET	0.25 42B,12.5 BTDA	4
1-10	037669	RING SET	0.50 42B,12.5 BTDA	4
2-01	037699	PISTON	WITH PIN STD 35B,10 BTD	3
2-02	037705	PISTON	WITH PIN 0.25 35B,10 BTD	3
2-03	037706	PISTON	WITH PIN 0.50 35B,10 BTD	3
2-04	037683	PISTON	WITH PIN STD 38B,11 BTD	4
2-05	037684	PISTON	WITH PIN 0.25 38B,11 BTD	4
2-06	037685	PISTON	WITH PIN 0.50 38B,11 BTD	4
2-07	037686	PISTON	WITH PIN 0.75 38B,11 BTD	4
2-09	037705	PISTON	WITH PIN 0.25 42B,12.5 BTDA	4
2-10	037706	PISTON	WITH PIN 0.50 42B,12.5 BTDA	4
2-8	037699	PISTON	WITH PIN STD 42B,12.5 BTDA	4
3-1	030205	CIRCLIP	PISTON PIN RETAINING 35B,10 BTD	6
3-2	030205	CIRCLIP	PISTON PIN RETAINING 42B,12.5 BTDA	8
4-1	037662	BUSHING	CONNECTING ROD 35B,10 BTD	3
4-2	037662	BUSHING	CONNECTING ROD 42B,12.5 BTDA	4
5-1	037660	ROD	CONNECTING 35B,10 BTD	3
5-2	030530	ROD	CONNECTING 38B,11 BTD	4
5-3	037660	ROD	CONNECTING 42B,12.5 BTDA	4
6-1	036914	BOLT	CONNECTING ROD 3 CYLINDER	6
6-2	036914	BOLT	CONNECTING ROD 4 CYLINDER	8
7-1	037673	BEARING	CONNECTING ROD SET STD 3 CYLINDER	3
7-2	037680	BEARING	CONNECTING ROD SET 0.25 3 CYLINDER	3
7-3	037681	BEARING	CONNECTING ROD SET 0.50 3 CYLINDER	3
7-4	037682	BEARING	CONNECTING ROD SET 0.75 3 CYLINDER	3
7-5	037673	BEARING	CONNECTING ROD SET STD 4 CYLINDER	4
7-6	037680	BEARING	CONNECTING ROD SET 0.25 4 CYLINDER	4
7-7	037681	BEARING	CONNECTING ROD SET 0.50 4 CYLINDER	4
7-8	037682	BEARING	CONNECTING ROD SET 0.75 4 CYLINDER	4
8-1	030231	NUT	CONNECTING ROD BOLT 3 CYLINDER	6
8-2	030231	NUT	CONNECTING ROD BOLT 4 CYLINDER	8
9-1	037655	CRANKSHAFT	35B,10 BTD	1
9-2	030537	CRANKSHAFT	38B,11 BTD	1
9-3	037656	CRANKSHAFT	42B,12.5 BTDA	1
10	030275	KEY		2
11	030416	GEAR	CRANKSHAFT	1
12-1	032181	PULLEY	CRANKSHAFT 3 CYLINDER	1
12-2	032182	PULLEY	CRANKSHAFT 4 CYLINDER	1
13	032175	WASHER	FLAT M18	1
14	032176	LOCKWASHER	M18	1
15	032172	NUT	M18	1
16	033930	PULLEY	DRIVE ALTERNATOR-PUMP	1
17	031789	WASHER	M10 DIN 125	3
18	019262	LOCKWASHER	M10 DIN 127	3
19	031819	CAPSCREW	M10 X 1.25 X 60 DIN 961	3

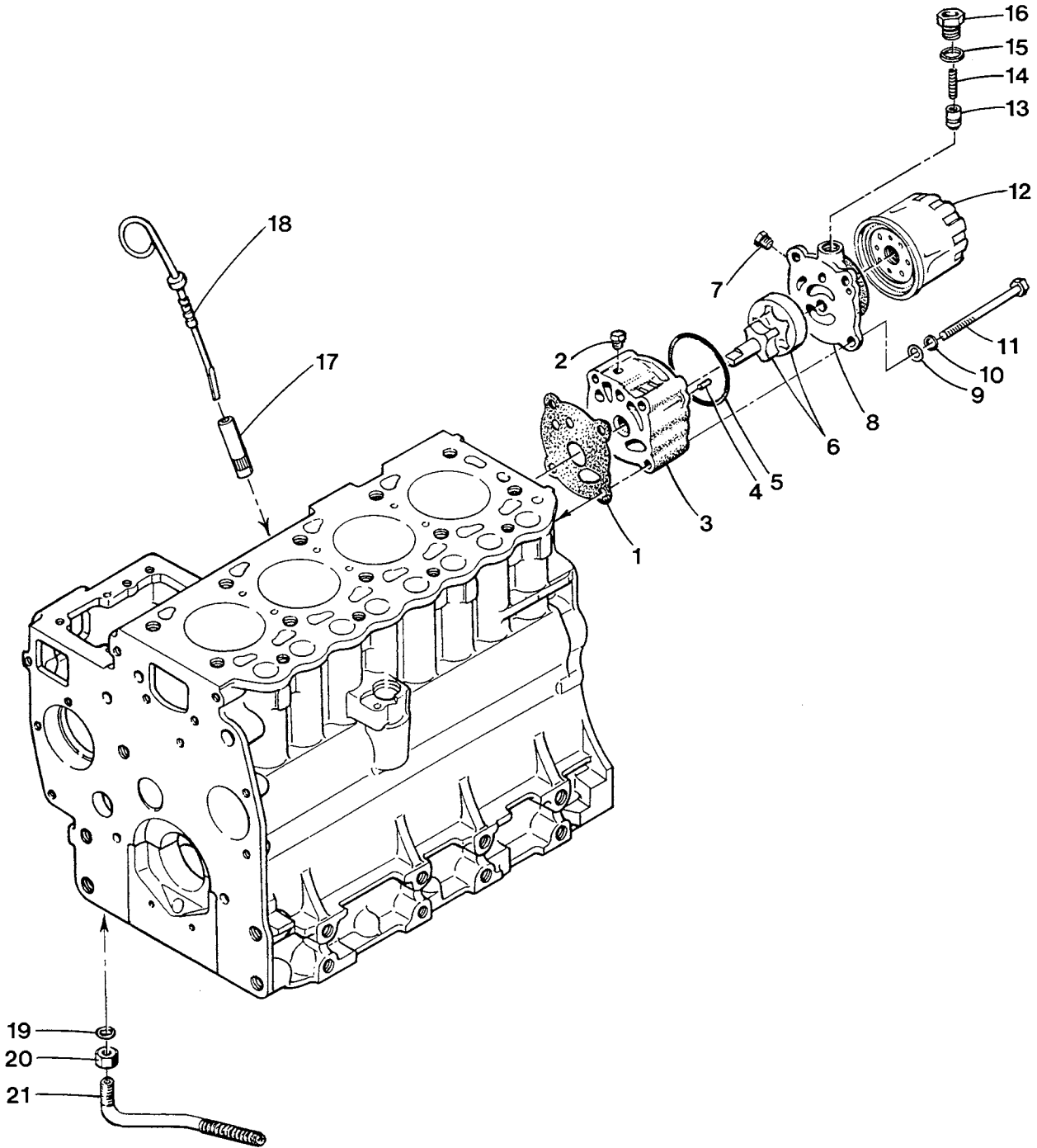
35B - 38B - 42B - 10 BTD - 11 BTD - 12.5 BTDA - CAMSHAFT-ROCKER SHAFT



## 35B - 38B - 42B - 10 BTD - 11 BTD - 12.5 BTDA - CAMSHAFT-ROCKER SHAFT

REF	PN	NAME	REMARKS	QUAN
1	030279	SNAPRING		2
2-1	031821	CAPSCREW	M10 X 1.25 X 70 DIN 961 3 CYLINDER	1
2-2	031821	CAPSCREW	M10 X 1.25 X 70 DIN 961 4 CYLINDER	2
3-1	030543	SHAFT	ROCKER ASSEMBLY 3 CYLINDER	1
3-2	030544	SHAFT	ROCKER ASSEMBLY 4 CYLINDER	1
4-1	030232	SPRING	ROCKER SHAFT 3 CYLINDER	2
4-2	030232	SPRING	ROCKER SHAFT 4 CYLINDER	3
5-1	031804	NUT	M10 X 1.25 JAM 3 CYLINDER	6
5-2	031804	NUT	M10 X 1.25 JAM 4 CYLINDER	8
6-1	030438	ROCKER	ARM 3 CYLINDER	6
6-2	030438	ROCKER	ARM 4 CYLINDER	8
7-1	030195	SCREW	ADJUSTING 3 CYLINDER	6
7-2	030195	SCREW	ADJUSTING 4 CYLINDER	8
8-1	030542	PUSHROD	3 CYLINDER	6
8-2	030542	PUSHROD	4 CYLINDER	8
9	035800	CAPSCREW	M 6 X 16 JIS INCL LOCKWASHER	2
10	030545	STUD	BRACKET AND COVER	2
11	019262	LOCKWASHER	M10 DIN 127	2
12	030440	WASHER		2
13	030299	BRACKET	ROCKER SHAFT 3 CYLINDER	3
13-2	030299	BRACKET	ROCKER SHAFT 4 CYLINDER	4
14-1	030241	LOCK	VALVE 3 CYLINDER	12
14-2	030241	LOCK	VALVE 4 CYLINDER	16
15-1	030240	SEAT	VALVE SPRING UPPER 3 CYLINDER	6
15-2	030240	SEAT	VALVE SPRING UPPER 4 CYLINDER	8
16-1	030346	SPRING	VALVE 3 CYLINDER	6
16-2	030346	SPRING	VALVE 4 CYLINDER	8
17-1	030242	SEAL	OIL 3 CYLINDER	6
17-2	030242	SEAL	OIL 4 CYLINDER	8
18-1	037654	SEAT	VALVE SPRING LOWER 3 CYLINDER	6
18-2	037654	SEAT	VALVE SPRING LOWER 4 CYLINDER	8
19-1	030510	VALVE	EXHAUST 3 CYLINDER	3
19-2	030510	VALVE	EXHAUST 4 CYLINDER	4
20-1	030361	TAPPET	3 CYLINDER	6
20-2	030361	TAPPET	4 CYLINDER	8
21-1	030508	VALVE	INTAKE 3 CYLINDER	3
21-2	030508	VALVE	INTAKE 4 CYLINDER	4
22-1	030546	CAMSHAFT	INJECTION PUMP 3 CYLINDER	1
22-2	030547	CAMSHAFT	INJECTION PUMP 4 CYLINDER	1
23	030273	KEY	GEAR TO SHAFT	1
24	030434	BEARING	INJECTION PUMP CAMSHAFT	1
25-1	031787	WASHER	M 8 DIN 125	1
25-2	031786	LOCKWASHER	M 8 DIN 127	1
26	016789	CAPSCREW	M 8 X 16 DIN 933	1
27	030435	GEAR	INJECTION PUMP CAMSHAFT	1
28	030541	GEAR	IDLER	1
29	030437	GEAR	CAMSHAFT	1
30	030202	BEARING	PUMP GEAR	1
31	030590	GEAR	SEA WATER PUMP DRIVE	1
32	030198	BEARING	PUMP GEAR	1
33-1	037280	CAMSHAFT	3 CYLINDER	1
33-2	037279	CAMSHAFT	4 CYLINDER	1
34	030275	KEY	GEAR TO CAMSHAFT	1

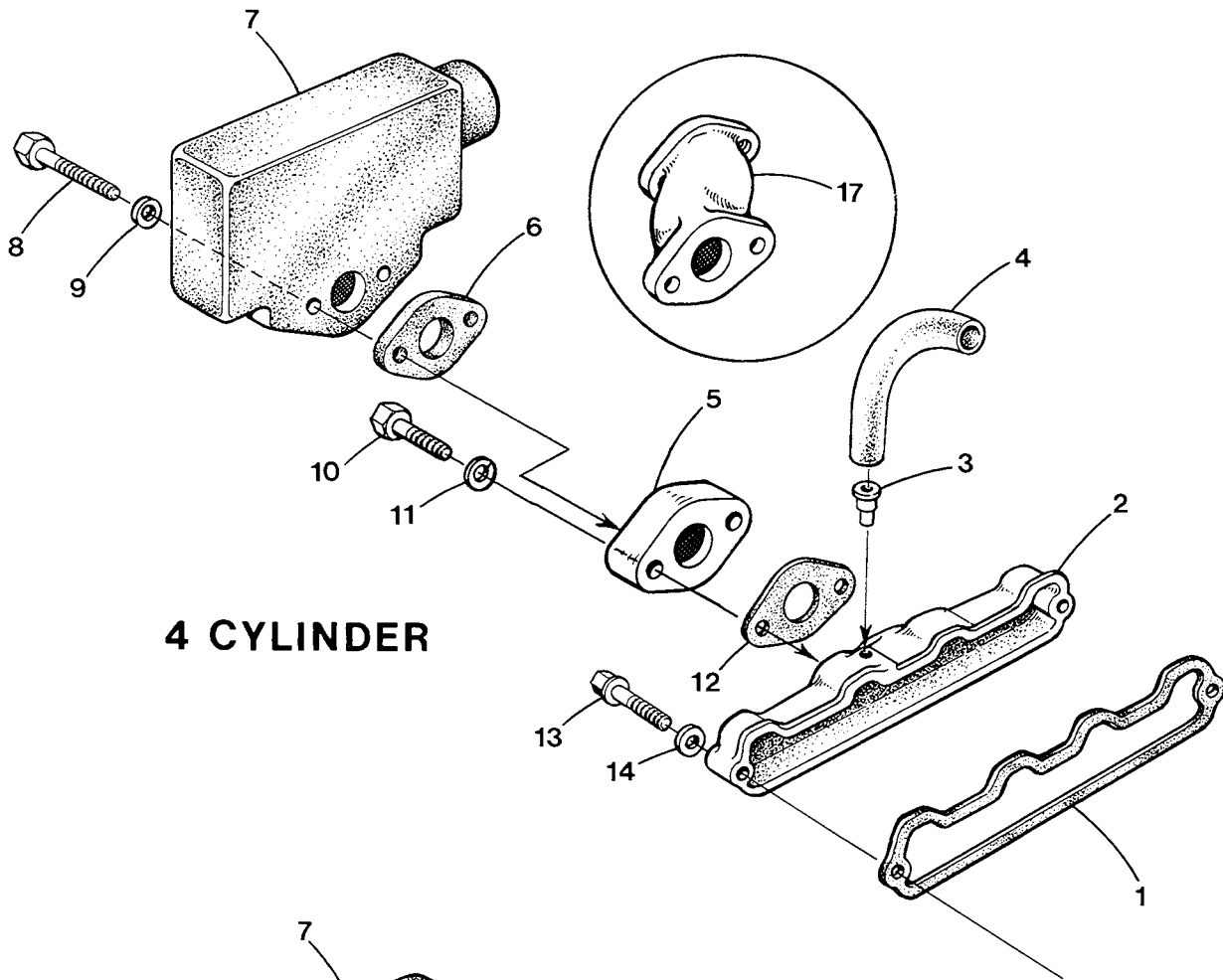
35B - 38B - 42B - 10.0 BTD - 11.0 BTD - 12.5 BTDA - LUBE OIL PUMP



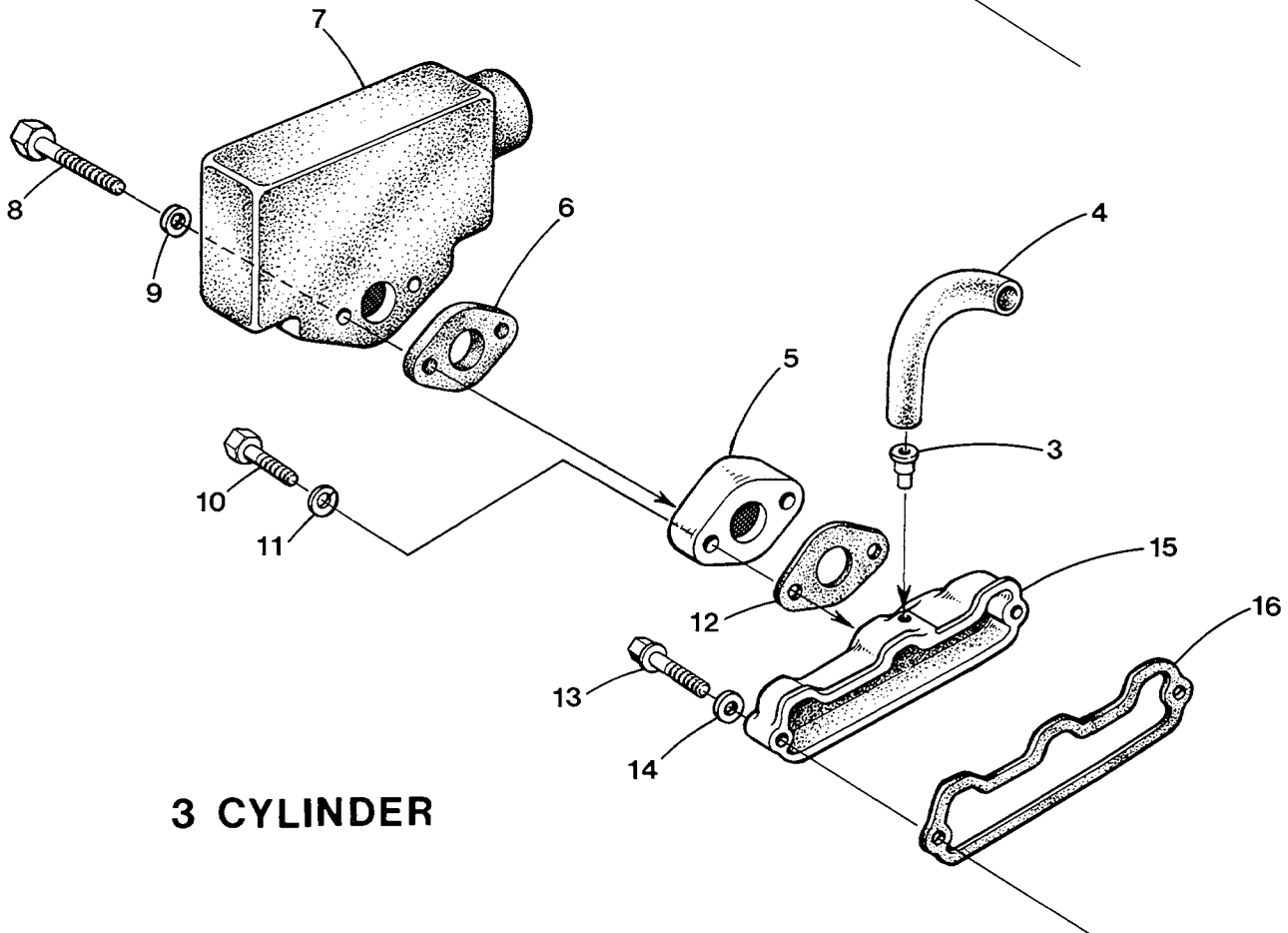
## 35B - 38B - 42B - 10.0 BTD - 11.0 BTD - 12.5 BTDA - LUBE OIL PUMP

REF	PN	NAME	REMARKS	QUAN
1	030458	GASKET	OIL PUMP TO BLOCK	1
2	030711	PLUG	1/8	1
3-1	030581	PUMP	OIL REF 2-16 EXCEPT 9-11	1
3-2	030582	HOUSING	OIL PUMP	1
4	030224	DOWEL	HOUSING TO COVER	2
5	030464	O-RING	HOUSING TO COVER	1
6	030459	ROTOR	ASSEMBLY	1
7	030712	PLUG	1/4	1
8	030463	COVER	OIL PUMP	1
9	031787	WASHER	M 8 DIN 125	4
10	031786	LOCKWASHER	M 8 DIN 127	4
11	031812	CAPSCREW	M 8 X 65 DIN 931	4
12-1	036918	FILTER	LUBE OIL 3 CYLINDER	1
12-2	035828	FILTER	LUBE OIL 4 CYLINDER	1
13	030244	PLUNGER	RELIEF VALVE	1
14	030584	SPRING	RELIEF VALVE	1
15	030225	GASKET	RELIEF VALVE	1
16	030461	PLUG	RELIEF VALVE	1
17	030391	TUBE	DIPSTICK	1
18	030587	DIPSTICK		1
19	033280	WASHER	OIL PICKUP TUBE	1
20	033538	NUT	M16 X 1.5 JAM	1
21-1	033282	TUBE	OIL PICKUP 3 CYLINDER	1
21-2	033283	TUBE	OIL PICKUP 4 CYLINDER	1





**4 CYLINDER**

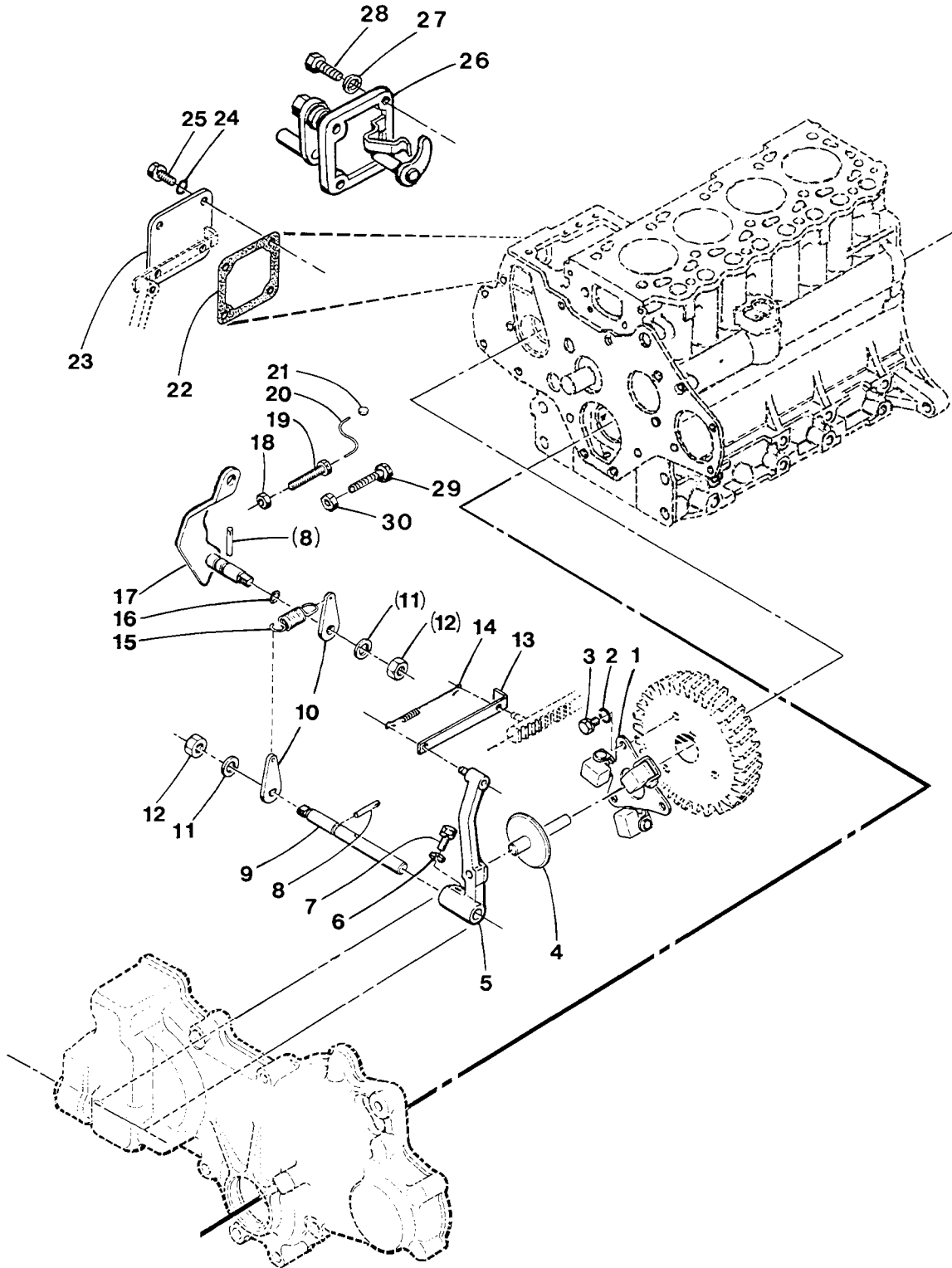


**3 CYLINDER**

## 35B - 38B - 42B - 10.0 BTD - 11.0 BTD - 12.5 BTDA - INTAKE MANIFOLD

REF	PN	NAME	REMARKS	QUAN
1	030521	GASKET	INTAKE MANIFOLD TO HEAD 4 CYLINDER	1
2	030519	MANIFOLD	INTAKE 4 CYLINDER	1
3	030219	NIPPLE	BREATHER HOSE TO MANIFOLD	1
4	032171	HOSE	BREATHER	1
5	034238	ADAPTER	SILENCER 34744 TO MANIFOLD	1
6	034612	GASKET	SILENCER TO ADAPTER	1
7-1	034744	SILENCER	AIR INTAKE 35B,10 BTD,11 BTD,12.5 BTDA	1
7-2	034890	SILENCER	AIR INTAKE 38B,42B	1
8	031561	CAPSCREW	5/16NC X 2-1/2	2
9	031758	LOCKWASHER	5/16	2
10	018812	CAPSCREW	M 8 X 70 DIN 931	2
11	031786	LOCKWASHER	M 8 DIN 127	2
12	034668	GASKET	ADAPTER TO MANIFOLD	1
13	018811	CAPSCREW	M 8 X 40 DIN 931	2
14	031786	LOCKWASHER	M 8 DIN 127	2
15	030518	MANIFOLD	INTAKE 3 CYLINDER	1
16	030520	GASKET	INTAKE MANIFOLD TO HEAD 3 CYLINDER	1
17	034646	ADAPTER	SILENCER 34890 TO MANIFOLD	1

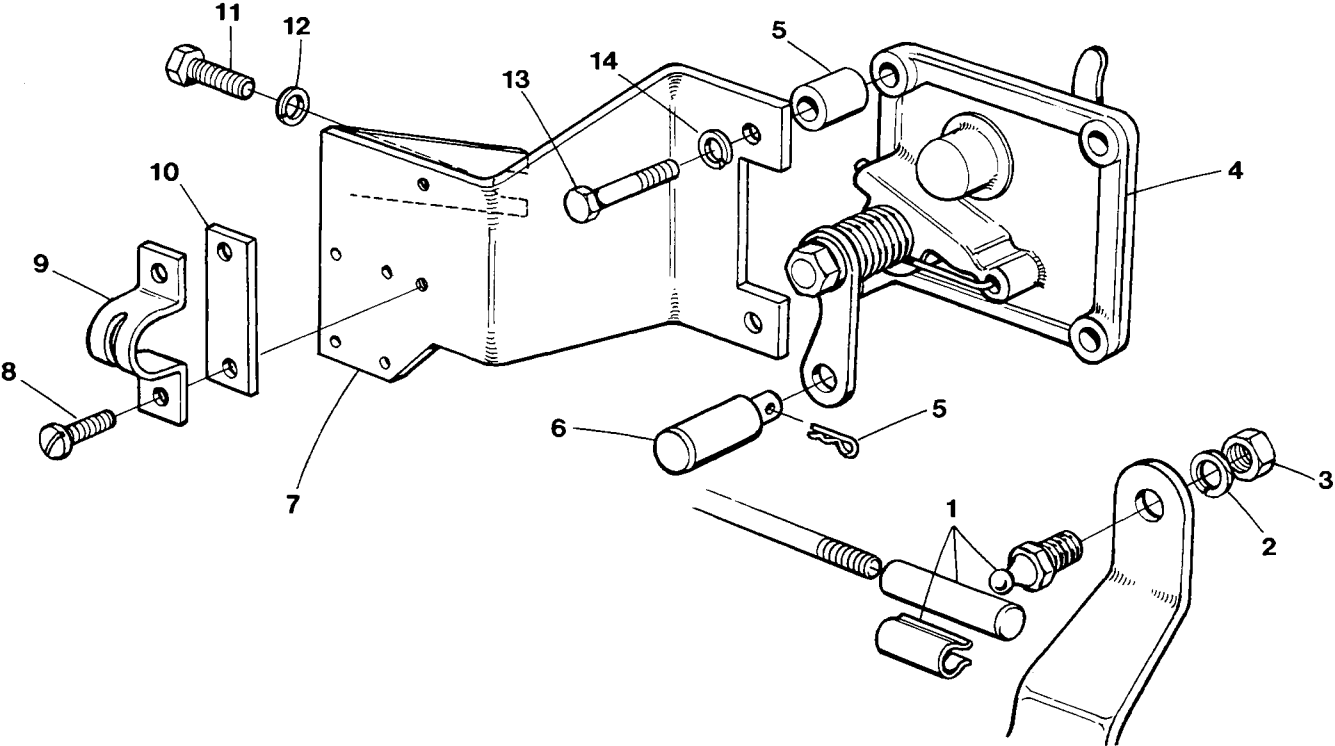
35B - 38B - 42B - 10.0 BTD - 11.0 BTD - 12.5 BTDA - GOVERNOR SYSTEM



35B - 38B - 42B - 10.0 BTD - 11.0 BTD - 12.5 BTDA - GOVERNOR SYSTEM

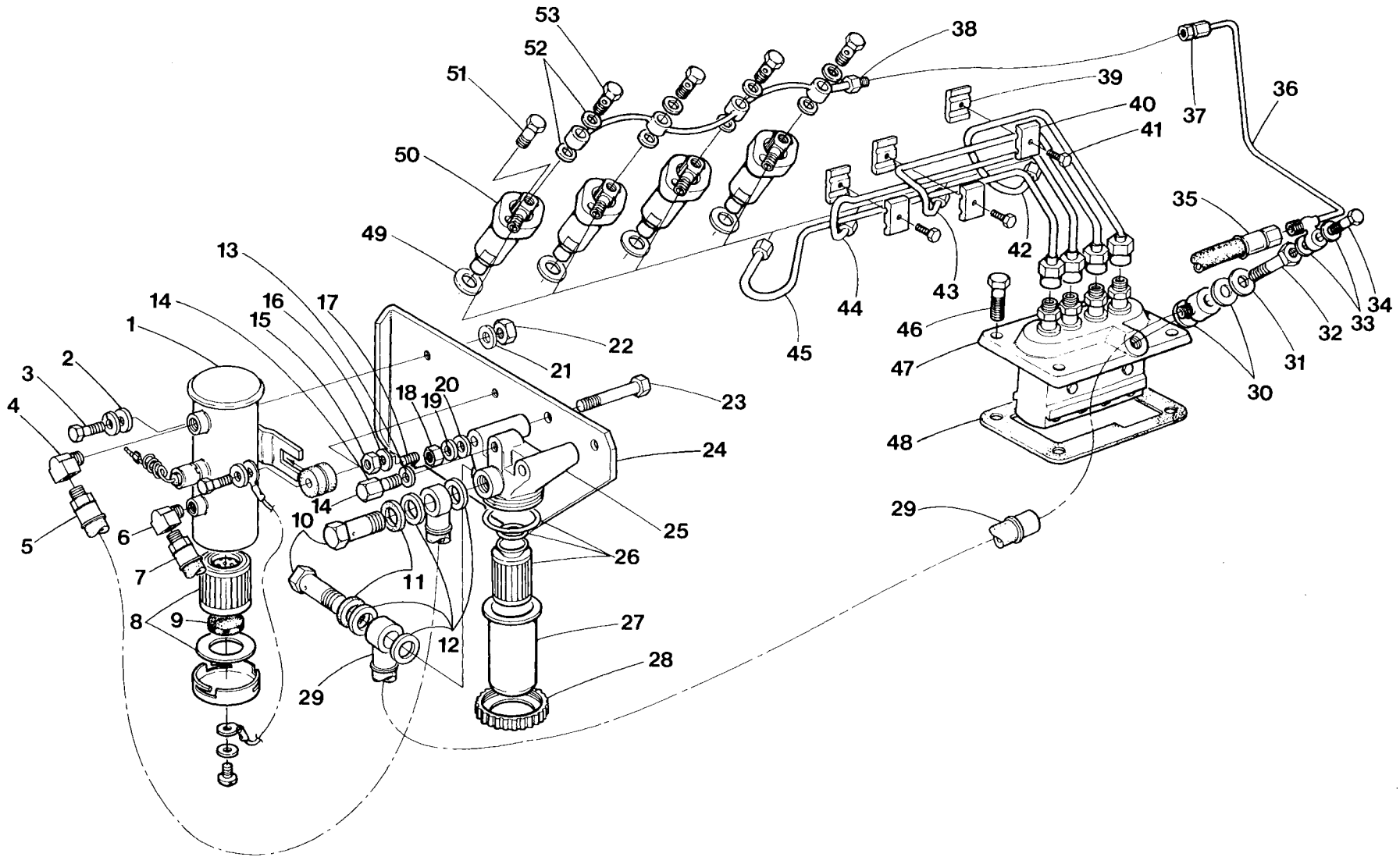
REF	PN	NAME	REMARKS	QUAN
1	030449	WEIGHT	ASSEMBLY-GOVERNOR	1
2	031783	LOCKWASHER	M 6 DIN 127	3
3	015816	CAPSCREW	M 6 X 10 DIN 933	3
4	033799	SHAFT	ASSEMBLY-SLIDING	1
5	030452	LEVER	GOVERNOR	1
6	031783	LOCKWASHER	M 6 DIN 127	1
7	031810	CAPSCREW	M 6 X 14 DIN 933	1
8	030208	PIN	GROOVED	2
9	030453	SHAFT	GOVERNOR	1
10	030454	LEVER	GOVERNOR SPRING	2
11	031786	LOCKWASHER	M 8 DIN 127	2
12	031802	NUT	M 8 JAM	2
13	037657	ROD	TIE	1
14	037658	SPRING	TIE ROD	1
15-1	037659	SPRING	GOVERNOR-PROPULSION	1
15-2	030385	SPRING	GOVERNOR-GENERATOR	1
16	030277	O-RING		1
17	030575	LEVER	SPEED CONTROL	1
18	031801	NUT	M 6 JAM	1
19	030323	SCREW	HIGH SPEED SETTING-DO NOT USE ON GENSET	1
20	030293	WIRE	SEAL HIGH SPEED BOLT-PROPULSION	1
21	030292	SEAL	LEAD-PROPULSION	1
22	030578	GASKET	TIE ROD COVER	1
23	030577	COVER	TIE ROD-GENERATOR	1
24	031783	LOCKWASHER	M 6 DIN 127	4
25	031810	CAPSCREW	M 6 X 14 DIN 933-GENERATOR	4
26	033274	COVER	TIE ROD & STOP LEVER ASSEMBLY-PROPULSION	1
27	031783	LOCKWASHER	M 6 DIN 127	4
28-1	013590	CAPSCREW	M 6 X 30 DIN 933	2
28-2	018804	CAPSCREW	M 6 X 20 DIN 933	2
29	020628	CAPSCREW	M 6 X 25 DIN 933 LOW IDLE ADJUSTING	1
30	031801	NUT	M 6 JAM	1

35B - 38B - 42B - THROTTLE AND STOP CABLE BRACKET



## 35B - 38B - 42B - THROTTLE AND STOP CABLE BRACKET

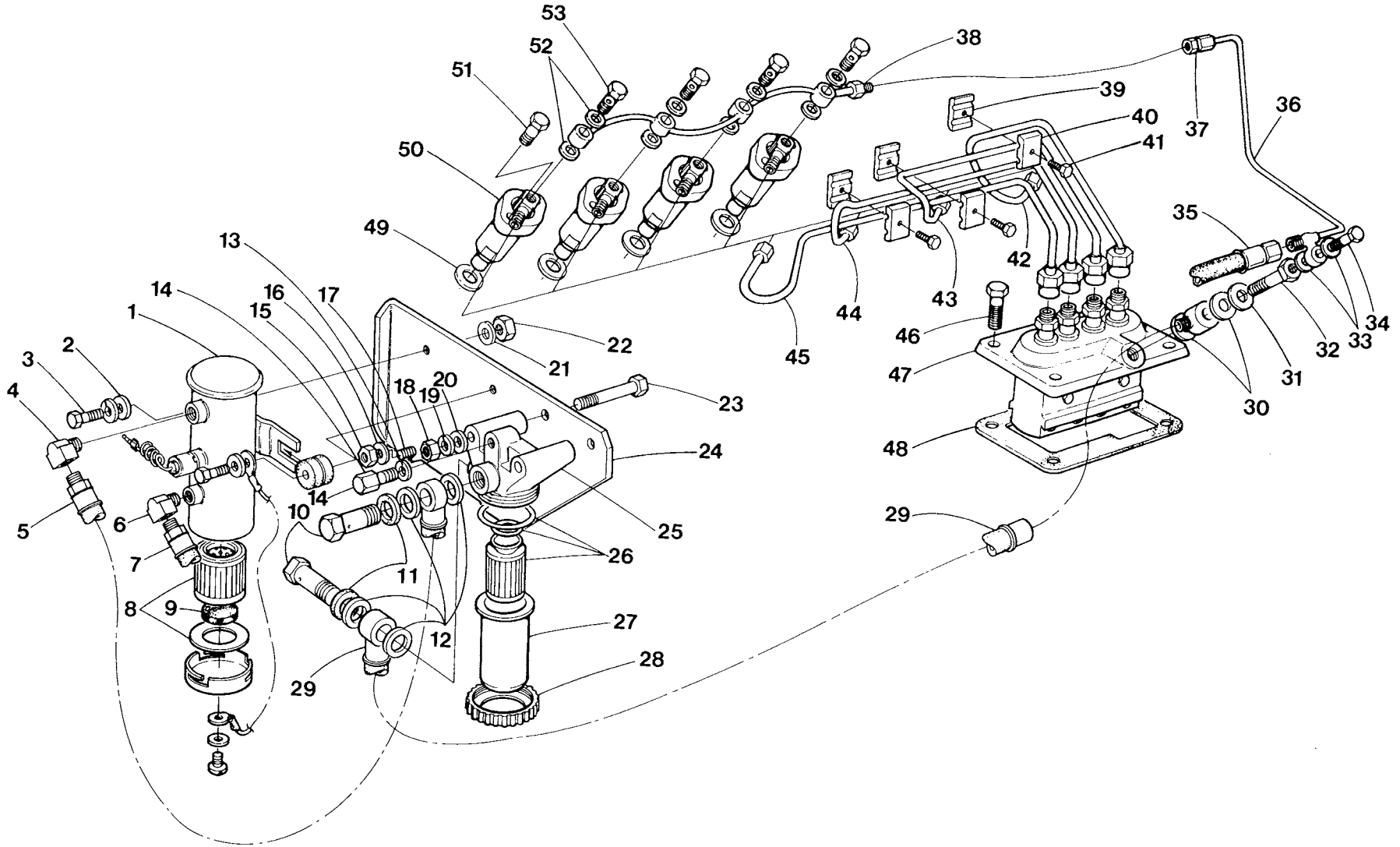
REF	PN	NAME	REMARKS	QUAN
1	019364	BALL JOINT	THROTTLE CABLE	1
2	031849	LOCKWASHER	10	1
3	031847	NUT	10-32	1
4	033274	COVER	TIE ROD & STOP LEVER ASSEMBLY	1
5	011796	COTTER PIN		1
6	033051	PIVOT	STOP CABLE	1
7-1	032490	BRACKET	THROTTLE & STOP CABLES 35B	1
7-2	032487	BRACKET	THROTTLE & STOP CABLES 38B,42B	1
8	031873	SCREW	10-32 X 5/8	2
9	013325	CLAMP	THROTTLE CABLE	1
10	013870	SHIM	THROTTLE CABLE CLAMP	1
11	031812	CAPSCREW	M 8 X 65 DIN 931	1
12	031786	LOCKWASHER	M 8 DIN 127	1
13-1	013590	CAPSCREW	M 6 X 30 DIN 933	2
13-2	018804	CAPSCREW	M 6 X 20 DIN 933	2
14	031783	LOCKWASHER	M 6 DIN 127	4
15	033052	SPACER		1



35B - 38B - 42B - FUEL SYSTEM

REF	PN	NAME	REMARKS	QUAN
1	024831	PUMP	FUEL LIFT WITH FILTER 12VDC	1
2	031784	WASHER	M 6 DIN 127	4
3	013590	CAPSCREW	M 6 X 30 DIN 933	2
4	022513	ELBOW	1/8NPT TO HOSE	1
5	034741	LINE	LIFT PUMP TO FILTER INCL ELBOW	1
6	013340	ELBOW	1/8NPT STREET	1
7	030025	HOSE	FUEL SUPPLY 1/8NPT	1
8	030548	ELEMENT	LIFT PUMP FILTER INCL GASKET	1
9	033792	MAGNET	LIFT PUMP	1
10	024984	BOLT	BANJO	2
11	024972	WASHER	M14 ALUMINUM	2
12	030291	WASHER	BANJO M14	4
13	030289	WASHER	FILTER BLEED SCREW	1
14	030213	SCREW	FILTER BLEED	1
15	018242	NUT	M 8 DIN 934	2
16	031786	LOCKWASHER	M 8 DIN 127	2
17	015830	STUD	M 8 X 25 DIN 939	2
18	018242	NUT	M 8 DIN 934	2
19	031786	LOCKWASHER	M 8 DIN 127	2
20	031787	WASHER	M 8 DIN 125	2
21	031783	LOCKWASHER	M 6 DIN 127	2
22	015812	NUT	M 6 DIN 934	2
23	031225	CAPSCREW	M 8 X 60 DIN 931	2
24	034422	BRACKET	FUEL FILTER & LIFT PUMP	1
25-1	030210	FILTER	FUEL	1
25-2	030211	HEAD	FUEL FILTER	1
26	030200	ELEMENT	FUEL FILTER INCL O-RINGS	1
27	030199	CUP	FUEL FILTER	1
28	030212	RETAINER	FUEL FILTER CUP	1
29-1	035027	LINE	FILTER TO INJECTION PUMP 35B	1
29-2	035034	LINE	FILTER TO INJECTION PUMP 38B,42B	1
30	030291	WASHER	BANJO M14	2
31	024972	WASHER	M14 ALUMINUM	1
32-1	024916	BOLT	BANJO 35B	1
32-2	024915	BOLT	BANJO 38B,42B	1
33	030289	WASHER	BANJO M 8	2
34	016988	BOLT	BANJO M 8	1
35	034857	HOSE	FUEL RETURN	1
36	034610	LINE	INJECTOR RETURN TO PUMP	1
37-1	024600	UNION	COMPRESSION INCL NUTS & FERRULES	1
37-2	013343	FERRULE		2
37-3	013344	NUT	COMPRESSION	2
38-1	030569	LINE	INJECTOR LEAK-OFF 35B	1
38-2	030570	LINE	INJECTOR LEAK-OFF 38B,42B	1
39-1	030316	CLAMP	FUEL LINE 35B	2
39-2	030316	CLAMP	FUEL LINE 38B,42B	3
40-1	030315	CLAMP	FUEL LINE 35B	2
40-2	030315	CLAMP	FUEL LINE 38B,42B	3
41-1	020628	CAPSCREW	M 6 X 25 DIN 933 35B	2
41-2	020628	CAPSCREW	M 6 X 25 DIN 931 38B,42B	3

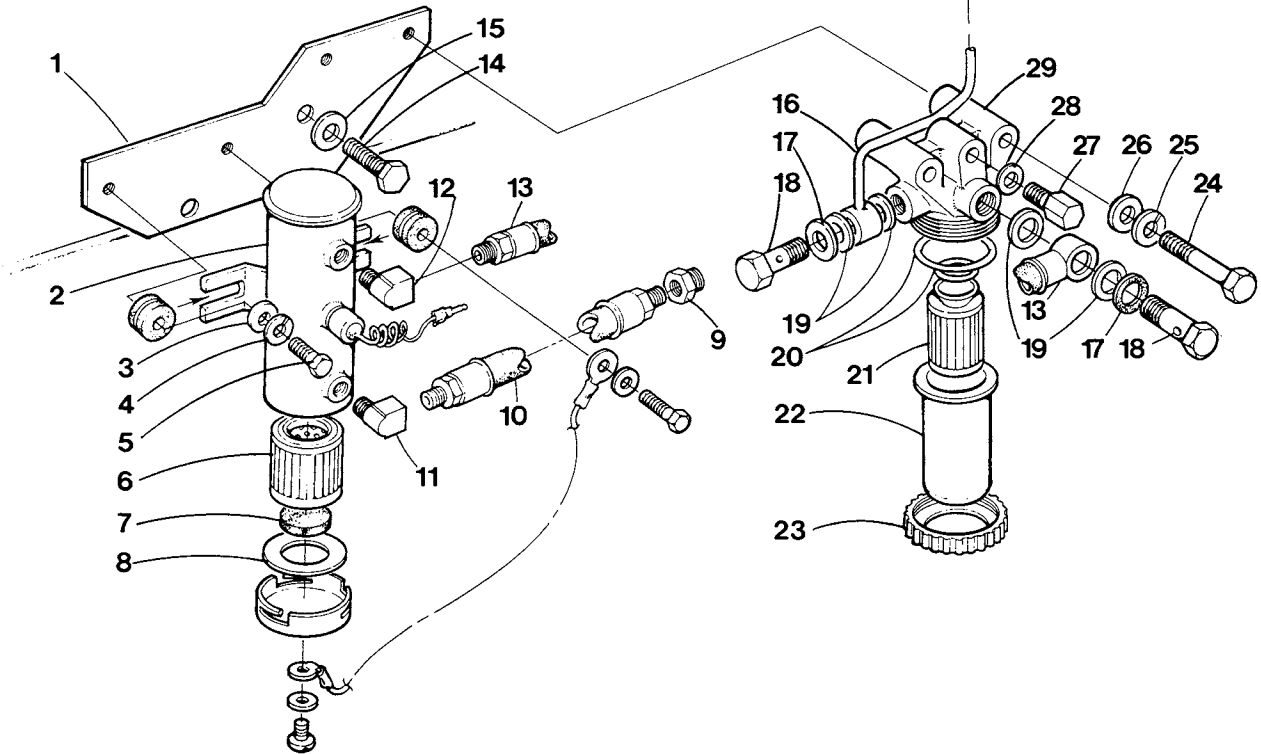
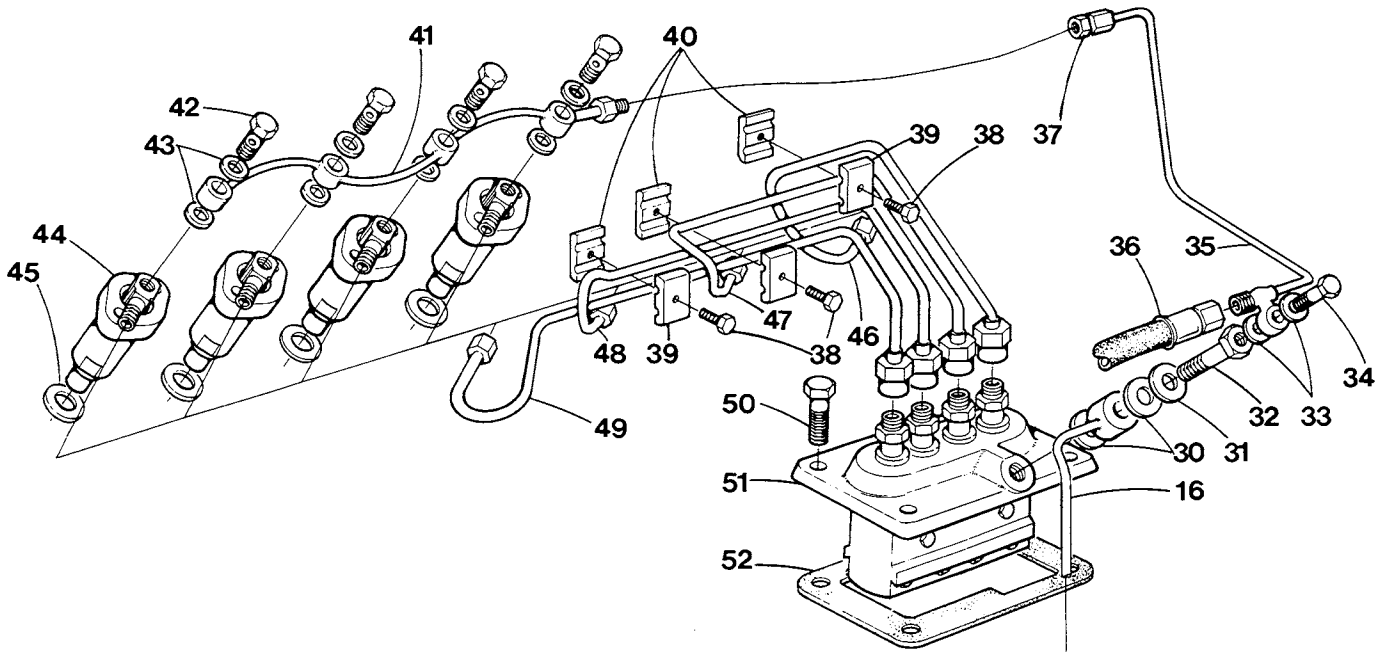




35B - 38B - 42B - FUEL SYSTEM

REF	PN	NAME	REMARKS	QUAN
42	037663	LINE	INJECTOR 1	1
43	037664	LINE	INJECTOR 2	1
44	037665	LINE	INJECTOR 3	1
45	037666	LINE	INJECTOR 4 38B,42B	1
46-1	017196	CAPSCREW	M 8 X 20 DIN 933 35B	4
46-2	017196	CAPSCREW	M 8 X 20 DIN 933 38B,42B	6
47-1	037698	PUMP	FUEL INJECTION 35B	1
47-2	037688	PUMP	FUEL INJECTION 38B	1
47-3	037696	PUMP	FUEL INJECTION 42B	1
48- 1	030560	SHIM	0.2MM 3 CYLINDER	AR
48- 2	030561	SHIM	0.3MM 3 CYLINDER	AR
48- 3	030562	SHIM	0.4MM 3 CYLINDER	AR
48- 4	030563	SHIM	0.5MM 3 CYLINDER	AR
48- 5	030564	SHIM	0.6MM 3 CYLINDER	AR
48- 6	030565	SHIM	0.7MM 3 CYLINDER	AR
48- 7	030566	SHIM	0.8MM 3 CYLINDER	AR
48- 8	030567	SHIM	0.9MM 3 CYLINDER	AR
48- 9	030568	SHIM	1.0MM 3 CYLINDER	AR
48-10	030551	SHIM	0.2MM 4 CYLINDER	AR
48-11	030552	SHIM	0.3MM 4 CYLINDER	AR
48-12	030553	SHIM	0.4MM 4 CYLINDER	AR
48-13	030554	SHIM	0.5MM 4 CYLINDER	AR
48-14	030555	SHIM	0.6MM 4 CYLINDER	AR
48-15	030556	SHIM	0.7MM 4 CYLINDER	AR
48-16	030557	SHIM	0.8MM 4 CYLINDER	AR
48-17	030558	SHIM	0.9MM 4 CYLINDER	AR
48-18	030559	SHIM	1.0MM 4 CYLINDER	AR
49-1	030193	GASKET	INJECTOR 35B	3
49-2	030193	GASKET	INJECTOR 38B,42B	4
50-1	030538	INJECTOR	FUEL 35B	3
50-2	030538	INJECTOR	FUEL 38B,42B	4
51-1	013619	CAPSCREW	M 8 X 30 DIN 931 35B	6
51-2	013619	CAPSCREW	M 8 X 30 DIN 931 38B,42B	8
52-1	030289	WASHER	BANJO M 8 35B	6
52-2	030289	WASHER	BANJO M 8 38B,42B	8
53-1	016988	BOLT	BANJO M 8 35B	3
53-2	016988	BOLT	BANJO M 8 38B,42B	4
54	033093	KIT	FUEL HARDWARE	1

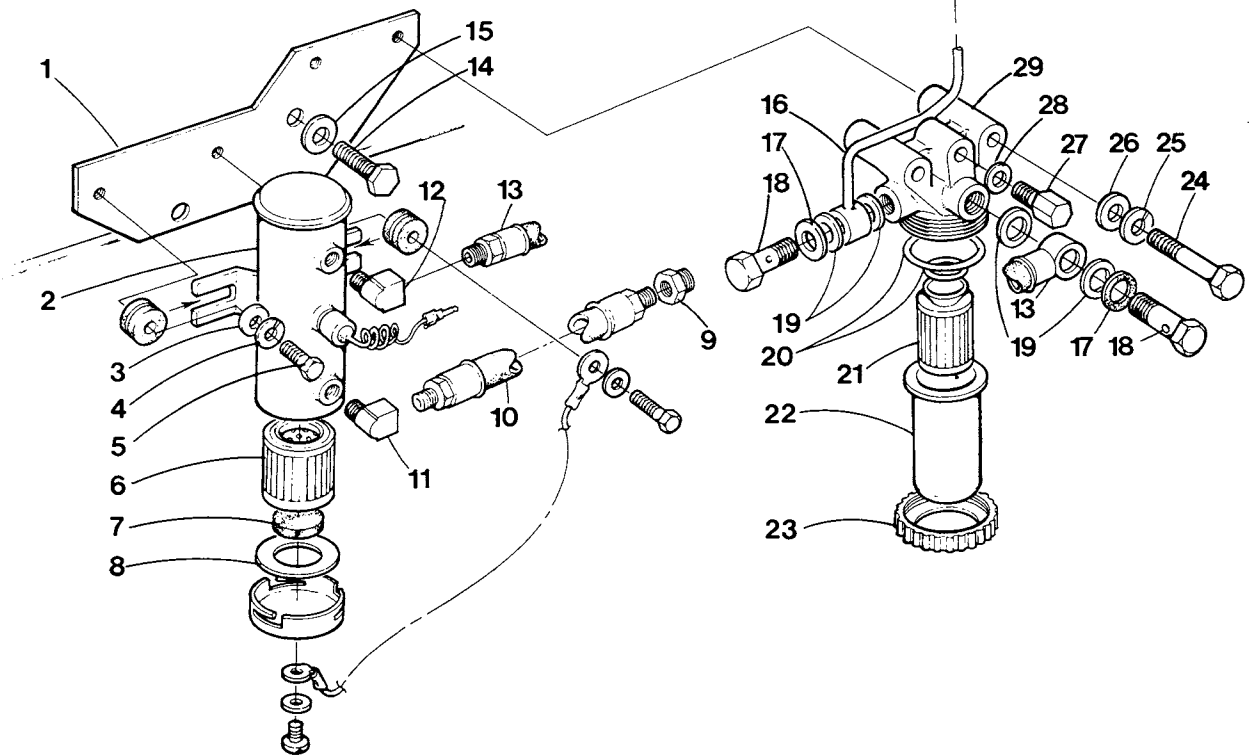
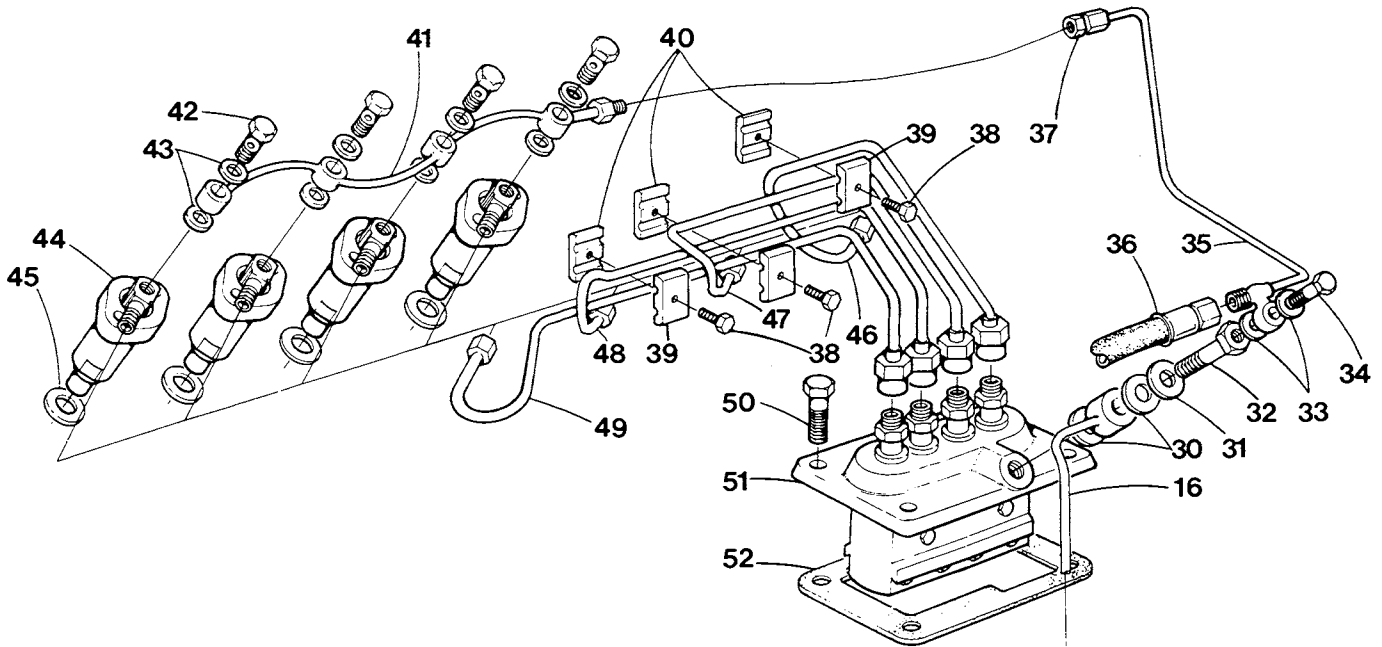
10.0 BTD - 11.0 BTD - 12.5 BTDA - FUEL SYSTEM



10.0 BTD - 11.0 BTD - 12.5 BTDA - FUEL SYSTEM

REF	PN	NAME	REMARKS	QUAN
1	034235	BRACKET	LIFT PUMP & FILTER	1
2	024831	PUMP	FUEL LIFT WITH FILTER 12VDC	1
3	031753	WASHER	FLAT 1/4	2
4	031752	LOCKWASHER	1/4	2
5	031506	CAPSCREW	1/4NC X 1-1/4	2
6	030548	FILTER	LIFT PUMP INCL GASKET	1
7	033792	MAGNET	LIFT PUMP COVER	1
8		GASKET	LIFT PUMP SEE REF 6	1
9	015289	ADAPTER	INCLUDED WITH HOSE	1
10	030025	HOSE	FUEL SUPPLY 1/8NPT	1
11	013340	ELBOW	1/8NPT STREET	1
12	022513	ELBOW	1/8NPT TO HOSE	1
13	034614	HOSE	LIFT PUMP TO FILTER INCL REF 12	1
14	024959	CAPSCREW	M12 X 1.25 X 25 DIN 961	2
15	031792	LOCKWASHER	M12 DIN 127	2
16-1	034420	LINE	FILTER TO INJECTION PUMP 3 CYLINDER	1
16-2	036471	LINE	FILTER TO INJECTION PUMP 4 CYLINDER	1
17	024972	WASHER	M14 ALUMINUM	2
18	024984	BOLT	BANJO	2
19	030291	WASHER	BANJO M14	4
20	032406	KIT	O-RING	1
21	030200	ELEMENT	FUEL FILTER INCLUDING O-RINGS	1
22	030199	CUP	FUEL FILTER	1
23	030212	RETAINER	FUEL FILTER CUP	1
24	031560	CAPSCREW	5/16NC X 2-1/4	2
25	031758	LOCKWASHER	5/16	2
26	031759	WASHER	FLAT 5/16	2
27	030213	SCREW	FUEL FILTER BLEED	1
28	030289	WASHER	FUEL FILTER BLEED SCREW	1
29-1	030210	FILTER	FUEL	1
29-2	030211	HEAD	FUEL FILTER	1
30	030291	WASHER	BANJO M14	2
31	024972	WASHER	M14 ALUMINUM	1
32-1	024916	BOLT	BANJO 3 CYLINDER	1
32-2	024915	BOLT	BANJO 4 CYLINDER	1
33	030289	WASHER	BANJO M 8	2
34	016988	BOLT	BANJO M 8	1
35	034610	LINE	INJECTOR LEAK-OFF TO PUMP	1
36	034857	HOSE	FUEL RETURN	1
37-1	024600	UNION	COMPRESSION INCL NUTS & FERRULES	1
37-2	013343	FERRULE		2
37-3	013344	NUT	COMPRESSION	2

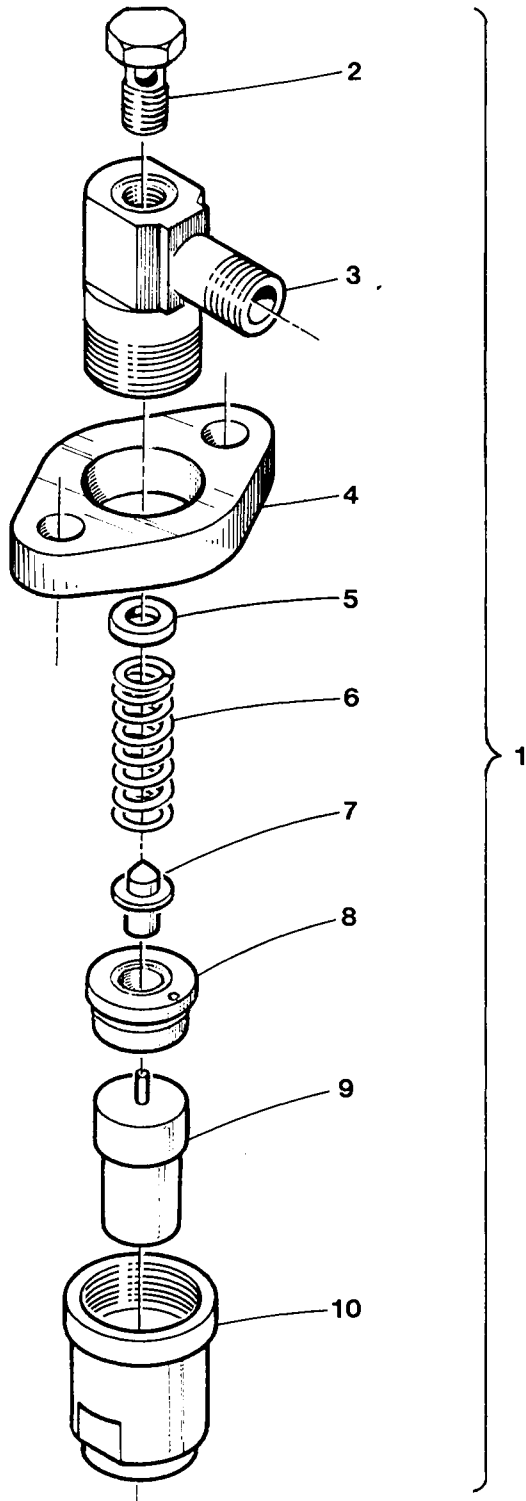
10.0 BTD - 11.0 BTD - 12.5 BTDA - FUEL SYSTEM



## 10.0 BTD - 11.0 BTD - 12.5 BTDA - FUEL SYSTEM

REF	PN	NAME	REMARKS	QUAN
38	020628	CAPSCREW	M 6 X 25 DIN 933	2
39	030315	CLAMP	FUEL LINE	2
40	030316	CLAMP	FUEL LINE	2
41-1	030569	LINE	INJECTOR LEAK-OFF 3 CYLINDER	1
41-2	030570	LINE	INJECTOR LEAK-OFF 4 CYLINDER	1
42-1	016988	BOLT	BANJO M 8 3 CYLINDER	3
42-2	016988	BOLT	BANJO M 8 4 CYLINDER	4
43-1	030289	WASHER	BANJO M 8 3 CYLINDER	6
43-2	030289	WASHER	BANJO M 8 4 CYLINDER	8
44-1	030538	INJECTOR	FUEL 3 CYLINDER	3
44-2	030538	INJECTOR	FUEL 4 CYLINDER	4
45-1	030193	GASKET	INJECTOR 3 CYLINDER	3
45-2	030193	GASKET	INJECTOR 4 CYLINDER	4
46	037663	LINE	INJECTOR 1	1
47	037664	LINE	INJECTOR 2	1
48	037665	LINE	INJECTOR 3	1
49	037666	LINE	INJECTOR 4 11 BTD, 12.5 BTDA	1
50-1	017196	CAPSCREW	M 8 X 20 DIN 933 3 CYLINDER	4
50-2	017196	CAPSCREW	M 8 X 20 DIN 933 4 CYLINDER	6
51-1	037697	PUMP	FUEL INJECTION 10 BTD	1
51-2	037689	PUMP	FUEL INJECTION 11 BTD	1
51-3	037695	PUMP	FUEL INJECTION 12.5 BTDA	1
52- 1	030560	SHIM	0.2MM 3 CYLINDER	AR
52- 2	030561	SHIM	0.3MM 3 CYLINDER	AR
52- 3	030562	SHIM	0.4MM 3 CYLINDER	AR
52- 4	030563	SHIM	0.5MM 3 CYLINDER	AR
52- 5	030564	SHIM	0.6MM 3 CYLINDER	AR
52- 6	030565	SHIM	0.7MM 3 CYLINDER	AR
52- 7	030566	SHIM	0.8MM 3 CYLINDER	AR
52- 8	030567	SHIM	0.9MM 3 CYLINDER	AR
52- 9	030568	SHIM	1.0MM 3 CYLINDER	AR
52-10	030551	SHIM	0.2MM 4 CYLINDER	AR
52-11	030552	SHIM	0.3MM 4 CYLINDER	AR
52-12	030553	SHIM	0.4MM 4 CYLINDER	AR
52-13	030554	SHIM	0.5MM 4 CYLINDER	AR
52-14	030555	SHIM	0.6MM 4 CYLINDER	AR
52-15	030556	SHIM	0.7MM 4 CYLINDER	AR
52-16	030557	SHIM	0.8MM 4 CYLINDER	AR
52-17	030558	SHIM	0.9MM 4 CYLINDER	AR
52-18	030559	SHIM	1.0MM 4 CYLINDER	AR
53	033093	KIT	FUEL HARDWARE	1

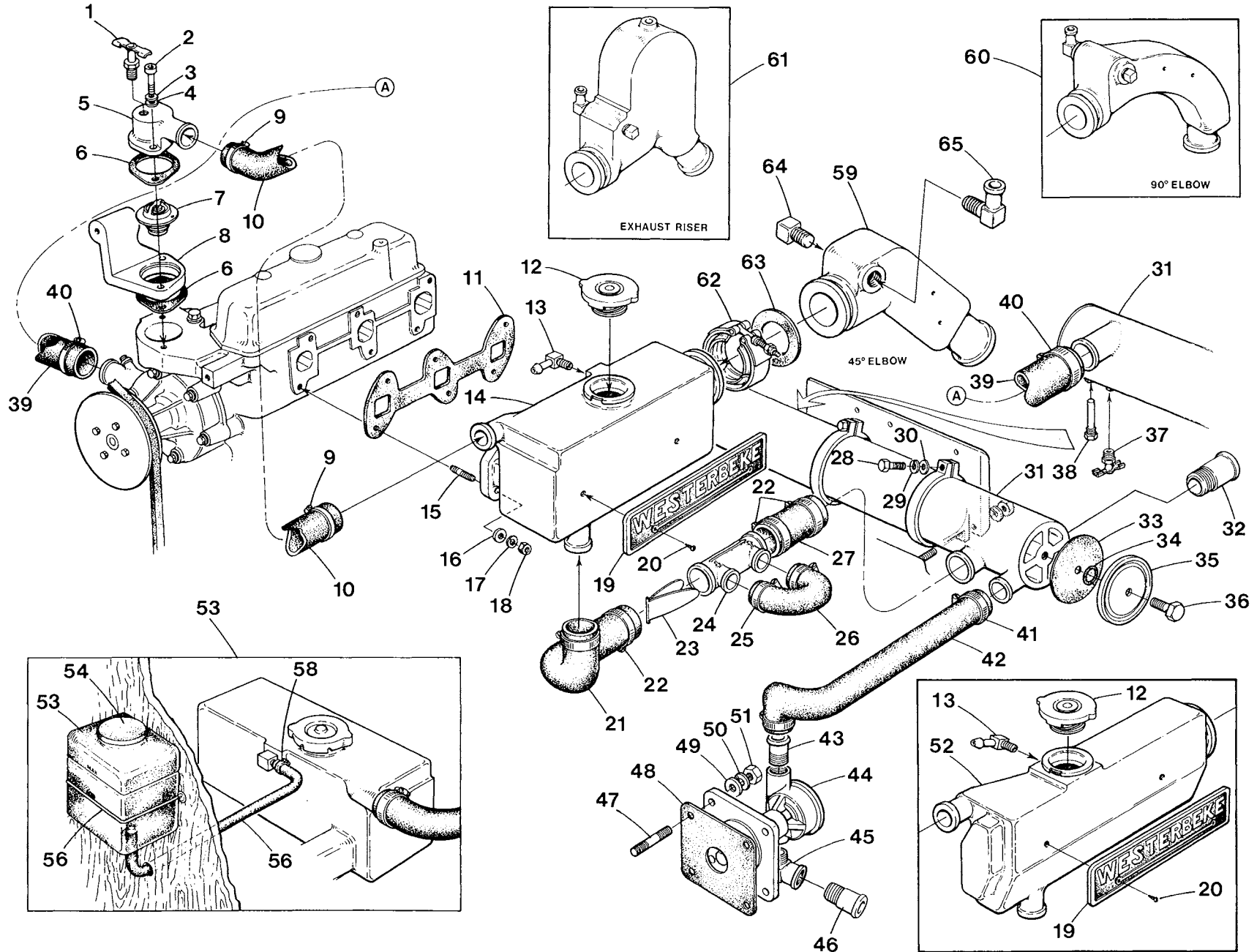
35B - 38B - 42B - 10.0 BTD - 11.0 BTD - 12.5 BTDA - FUEL INJECTOR



## 35B - 38B - 42B - 10.0 BTD - 11.0 BTD - 12.5 BTDA - FUEL INJECTOR

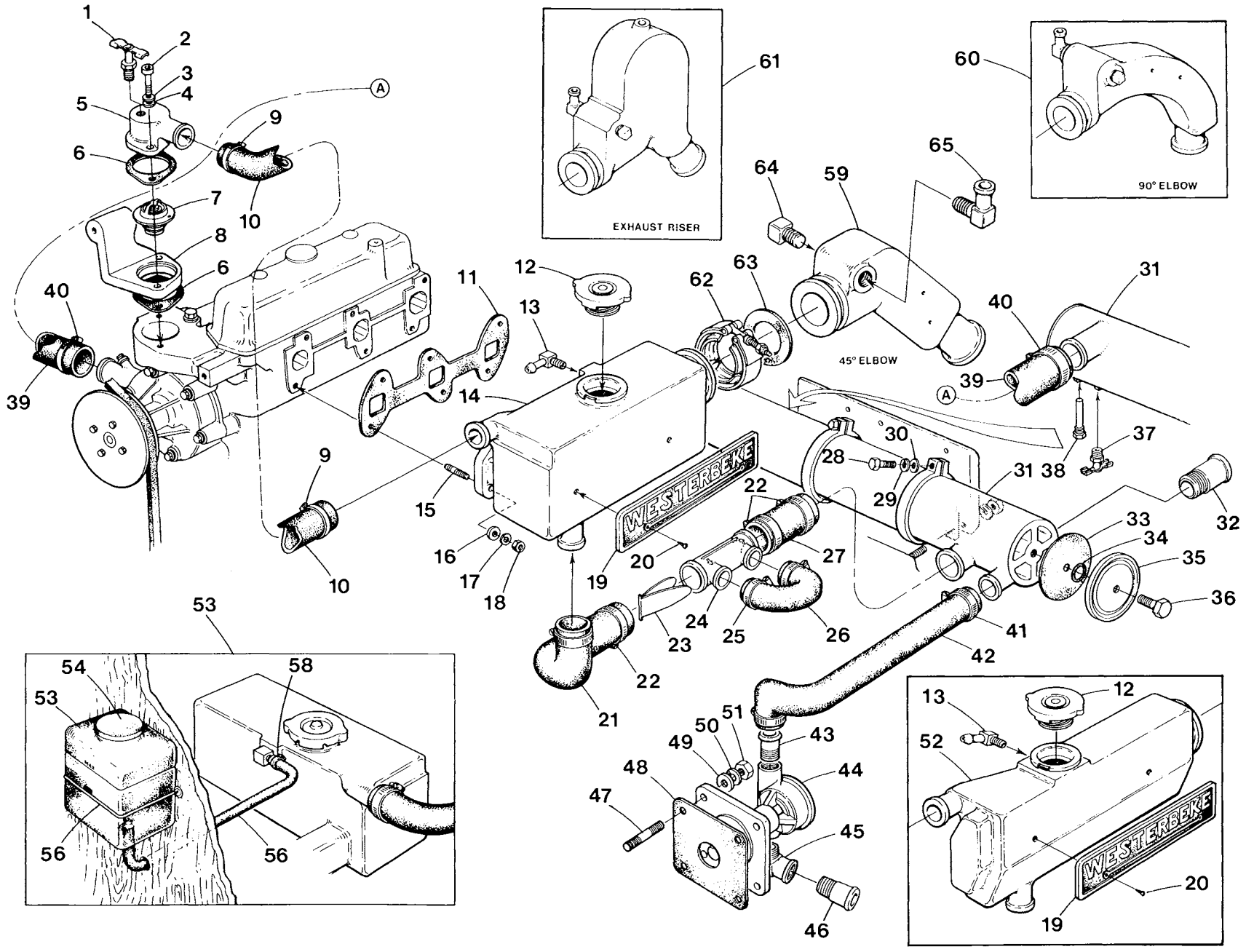
REF	PN	NAME	REMARKS	QUAN
1	030538	INJECTOR	ASSEMBLY	1
2	016988	BOLT	BANJO M 8	1
3	030684	BODY		1
4	030629	FLANGE		1
5-1	030621	SHIM	1.30MM	AR
5-2	030622	SHIM	1.35MM	AR
5-3	030623	SHIM	1.40MM	AR
5-4	030624	SHIM	0.90MM	AR
5-5	030625	SHIM	1.00MM	AR
5-6	030626	SHIM	1.10MM	AR
5-7	030627	SHIM	1.20MM	AR
5-8	030628	SHIM	0.10MM	AR
6	030598	SPRING	PRESSURE	1
7	030597	PIN	PRESSURE	1
8	030599	SPACER		1
9	030297	NOZZLE	ASSEMBLY	1
10	030630	NUT	RETAINING	1





## 35B - 38B - 42B - COOLING SYSTEM

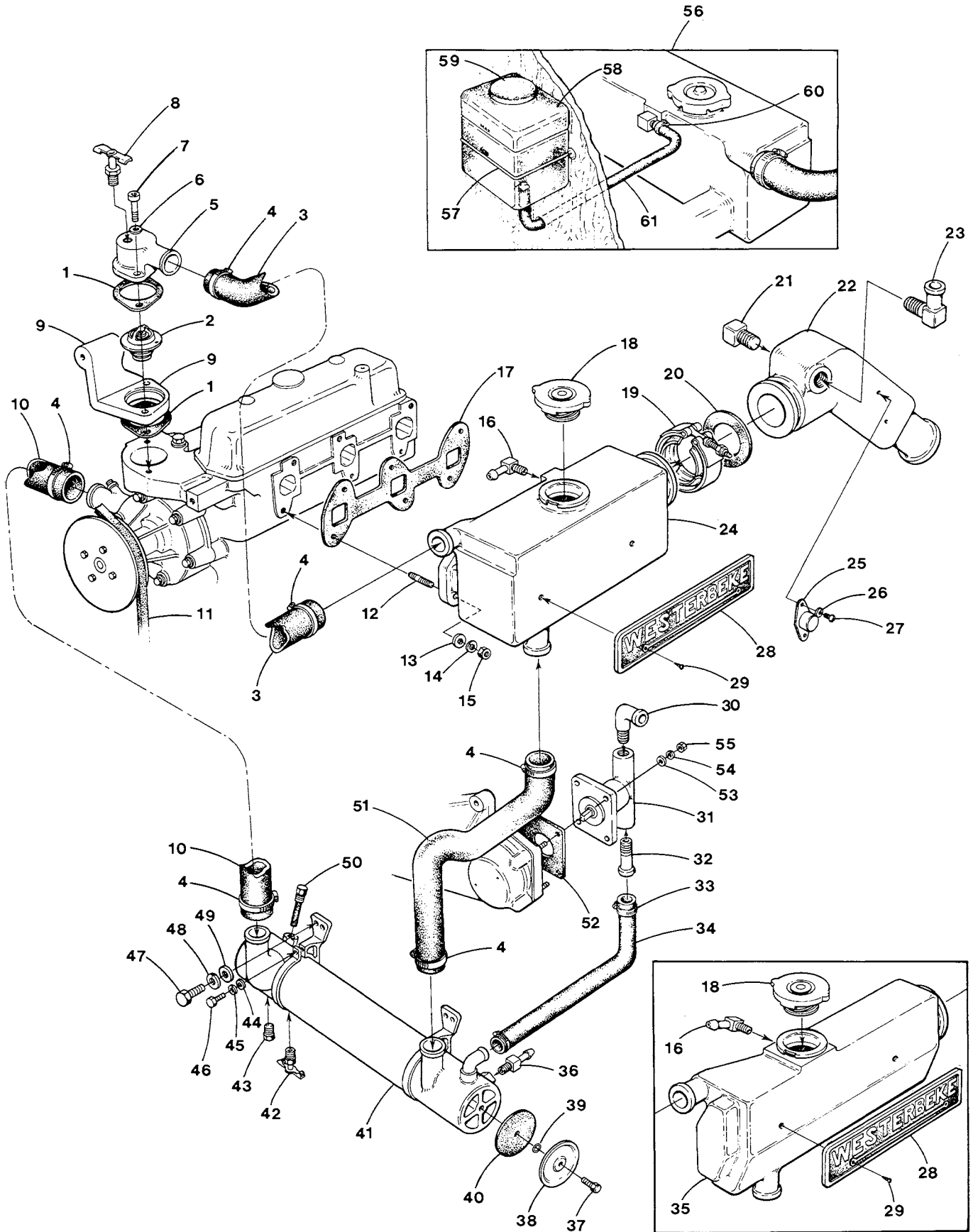
REF	PN	NAME	REMARKS	QUAN
1	011471	PETCOCK		1
2	031529	CAPSCREW	M 8 X 45 DIN 912	2
3	031786	LOCKWASHER	M 8 DIN 127	2
4	031787	WASHER	M 8 DIN 125	2
5	034416	HOUSING	THERMOSTAT	1
6	034196	GASKET	THERMOSTAT	2
7	024688	THERMOSTAT		1
8	033926	BRACKET	ALTERNATOR	1
9	021878	CLAMP	HOSE 20	2
10	024334	HOSE	THERMOSTAT TO MANIFOLD	1
11-1	034246	GASKET	EXHAUST MANIFOLD TO HEAD 3 CYLINDER	1
11-2	034657	GASKET	EXHAUST MANIFOLD TO HEAD 4 CYLINDER	1
12	024306	CAP	PRESSURE	1
13	024907	ELBOW	MANIFOLD TO RECOVERY TANK HOSE	1
14	037296	MANIFOLD	EXHAUST 35B	1
15-1	015830	STUD	M 8 X 25 DIN 939 3 CYLINDER	6
15-2	015830	STUD	M 8 X 25 DIN 939 4 CYLINDER	8
16-1	031787	WASHER	M 8 DIN 125 3 CYLINDER	6
16-2	031787	WASHER	M 8 DIN 125 4 CYLINDER	8
17-1	031786	LOCKWASHER	M 8 DIN 127 3 CYLINDER	6
17-2	031786	LOCKWASHER	M 8 DIN 127 4 CYLINDER	8
18-1	018242	NUT	M 8 DIN 934 3 CYLINDER	6
18-2	018242	NUT	M 8 DIN 934 4 CYLINDER	8
19	035411	NAMEPLATE		1
20	031935	SCREW	8-32 X 1/4 OVAL HEAD SS	2
21	024304	HOSE	MANIFOLD TO FLOWCONTROL	1
22	021878	CLAMP	HOSE 20	4
23	030165	SPRING	FLOWCONTROL	1
24	037152	HOUSING	FLOWCONTROL	1
25	011386	CLAMP	HOSE 12	2
26	036654	RETURNBEND	HOSE 3/4 ID - WHEN HEATER NOT INSTALLED	1
27-1	024974	HOSE	1-3/8 WIRE INSERTED-35B INCHES REQUIRED	3
27-2	024974	HOSE	1-3/8 WIRE INSERTED-38B,42B INCHES REQD	8
28	031506	CAPSCREW	1/4NC X 1-1/4	2
29	031752	LOCKWASHER	1/4	2
30	031753	WASHER	FLAT 1/4	2
31	036899	EXCHANGER	HEAT	1
32	036622	NIPPLE	3/4NPT TO 1" HOSE	1
33	022851	GASKET	EXCHANGER END COVER	2
34	019321	O-RING	EXCHANGER END COVER	2
35	022850	COVER	EXCHANGER END	2
36	022852	CAPSCREW	3/8NC X 1/2 BRASS	2
37	011471	PETCOCK		1
38	011885	ZINC		1
39-1	034404	HOSE	EXCHANGER TO FRESH WATER PUMP 3 CYLINDER	1
39-2	034684	HOSE	EXCHANGER TO FRESH WATER PUMP 4 CYLINDER	1
40	021878	CLAMP	HOSE 20	2



## 35B - 38B - 42B - COOLING SYSTEM

REF	PN	NAME	REMARKS	QUAN
41	011386	CLAMP	HOSE 12	2
42	030166	HOSE	SEA WATER PUMP TO EXCHANGER	1
43-1	034712	NIPPLE	3/8NPT TO 7/8" HOSE 3 CYLINDER	1
43-2	034710	ELBOW	3/8NPT TO 7/8" HOSE 4 CYLINDER	1
44	033636	PUMP	SEA WATER	1
45	036620	NIPPLE	3/8NPT TO 1" HOSE	1
46	013337	ELBOW	3/8NPT 45 STREET	1
47	015828	STUD	M 8 X 22 DIN 939	4
48	030326	GASKET	SEA WATER PUMP TO TIMING CASE	1
49	031787	WASHER	M 8 DIN 125	4
50	031786	LOCKWASHER	M 8 DIN 127	4
51	018242	NUT	M 8 DIN 934	4
52	037308	MANIFOLD	EXHAUST 4 CYLINDER	1
53	024777	KIT	COOLANT RECOVERY TANK	1
54	024858	CAP	COOLANT RECOVERY TANK	1
55	024704	TANK	COOLANT RECOVERY	1
56	024786	STRAP	COOLANT RECOVERY TANK	1
57	024637	TUBING	MANIFOLD TO TANK-INCHES REQUIRED	60
58	024906	CLAMP	HOSE	2
59	037402	ELBOW KIT	45 DEGREE INCL REF 62 THRU 65	1
60	037401	ELBOW KIT	90 DEGREE INCLUDING REF 62 THRU 65	1
61	037403	RISER KIT	EXHAUST INCLUDING REF 62 THRU 65	1
62	036541	CLAMP	EXHAUST ELBOW TO MANIFOLD	1
63	036425	GASKET	EXHAUST ELBOW TO MANIFOLD	1
64-1	035747	PLUG	1/2NPT 45 DEGREE ELBOW	1
64-2	036849	PLUG	3/4NPT 90 DEGREE ELBOW & RISER	1
65-1	036616	ELBOW	1/2NPT TO 1" HOSE 45 DEGREE ELBOW	1
65-2	036614	ELBOW	3/4NPT TO 1" HOSE 90 DEG ELBOW & RISER	1

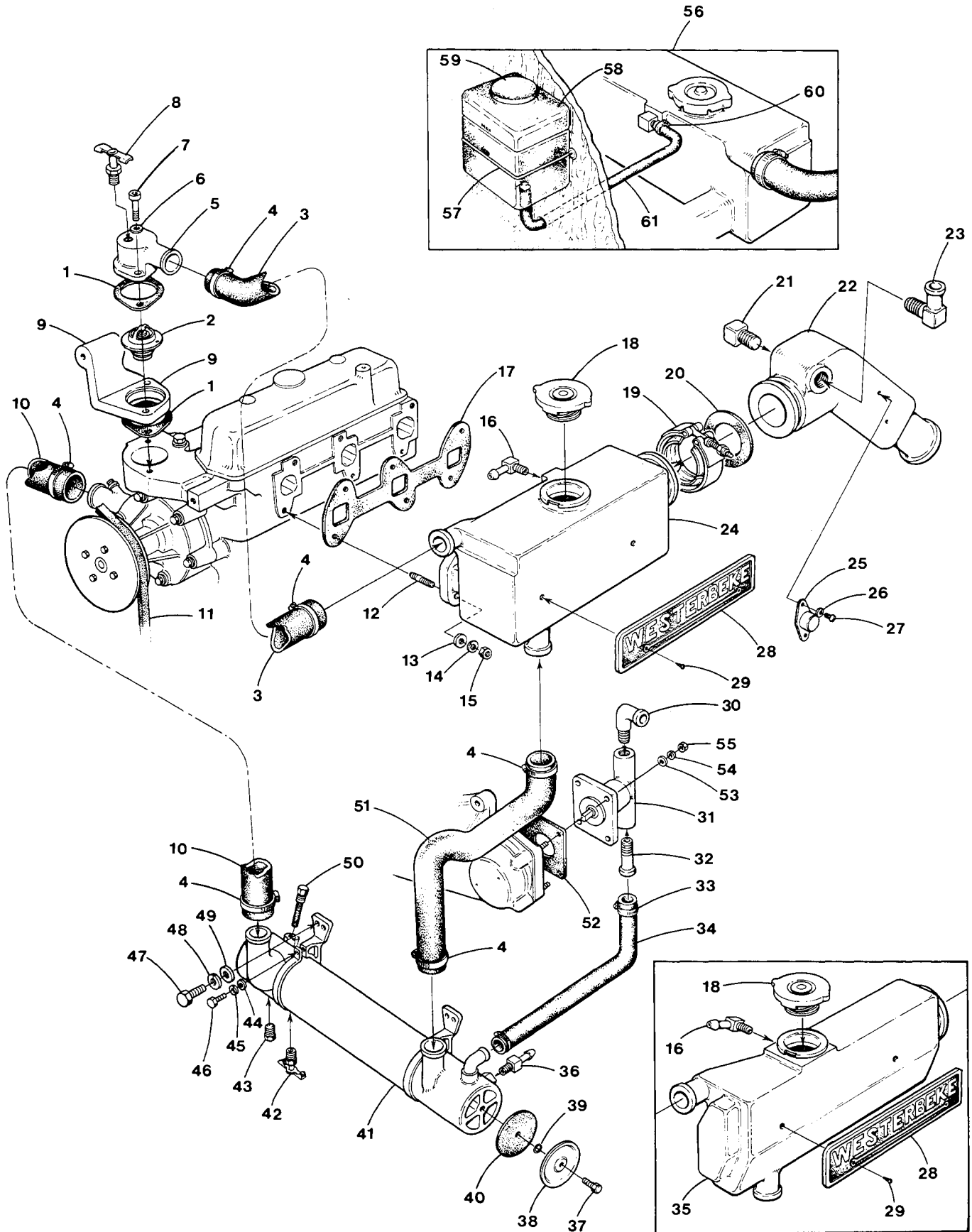
10.0 BTD - 11.0 BTD - 12.5 BTDA - COOLING SYSTEM



10.0 BTD - 11.0 BTD - 12.5 BTDA - COOLING SYSTEM

REF	PN	NAME	REMARKS	QUAN
1	034196	GASKET	THERMOSTAT HOUSING	2
2	024688	THERMOSTAT		1
3	024334	HOSE	THERMOSTAT TO MANIFOLD	1
4	021878	CLAMP	HOSE 20	6
5	034416	HOUSING	THERMOSTAT	1
6-1	031787	WASHER	M 8 DIN 125	2
6-2	031786	LOCKWASHER	M 8 DIN 127	2
7	031259	CAPSCREW	M 8 X 45 DIN 912	2
8	011471	PETCOCK		1
9	033926	BRACKET	ALTERNATOR	1
10	034228	HOSE	EXCHANGER TO FRESH WATER PUMP	1
11	030475	BELT		1
12-1	015830	STUD	M 8 X 25 DIN 939 3 CYLINDER	6
12-2	015830	STUD	M 8 X 25 DIN 939 4 CYLINDER	6
13-1	031787	WASHER	M 8 DIN 125 3 CYLINDER	6
13-2	031787	WASHER	M 8 DIN 125 4 CYLINDER	8
14-1	031786	LOCKWASHER	M 8 DIN 127 3 CYLINDER	6
14-2	031786	LOCKWASHER	M 8 DIN 127 4 CYLINDER	8
15-1	018242	NUT	M 8 DIN 934 3 CYLINDER	6
15-2	018242	NUT	M 8 DIN 934 4 CYLINDER	8
16	024907	ELBOW	MANIFOLD TO RECOVERY TANK HOSE	1
17-1	034246	GASKET	EXHAUST MANIFOLD TO HEAD 3 CYLINDER	1
17-2	034657	GASKET	EXHAUST MANIFOLD TO HEAD 4 CYLINDER	1
18	024306	CAP	PRESSURE	1
19	036541	CLAMP	EXHAUST ELBOW TO MANIFOLD	1
20	036425	GASKET	EXHAUST ELBOW TO MANIFOLD	1
21	035747	PLUG	1/2NPT	1
22	034702	ELBOW KIT	45 DEGREE INCL REF 19 THRU 23	1
23	033616	ELBOW	1/2NPT TO 1" HOSE	1
24	037296	MANIFOLD	EXHAUST 3 CYLINDER	1
25	032923	SWITCH	EXHAUST TEMPERATURE	1
26	031840	LOCKWASHER	6 INTERNAL TOOTH	2
27	035711	SCREW	6-20 X 1/4 TAPPING	2
28	035411	NAMEPLATE		1
29	031935	SCREW	8-32 X 1/4 OVAL HEAD SS	2
30	036612	ELBOW	3/8NPT TO 1" HOSE	1
31	033636	PUMP	SEA WATER	1
32	034712	NIPPLE	3/8NPT TO 7/8 HOSE	1
33	011386	CLAMP	HOSE 12	2
34	038059	HOSE	SEA WATER PUMP TO EXCHANGER	1
35	037308	MANIFOLD	EXHAUST 4 CYLINDER	1
36	036622	NIPPLE	3/4NPT TO 1" HOSE	1
37	022852	CAPSCREW	3/8NC X 1/2 BRASS	2
38	022850	COVER	EXCHANGER END	2
39	019321	O-RING	EXCHANGER END COVER	2
40	022851	GASKET	EXCHANGER END COVER	2

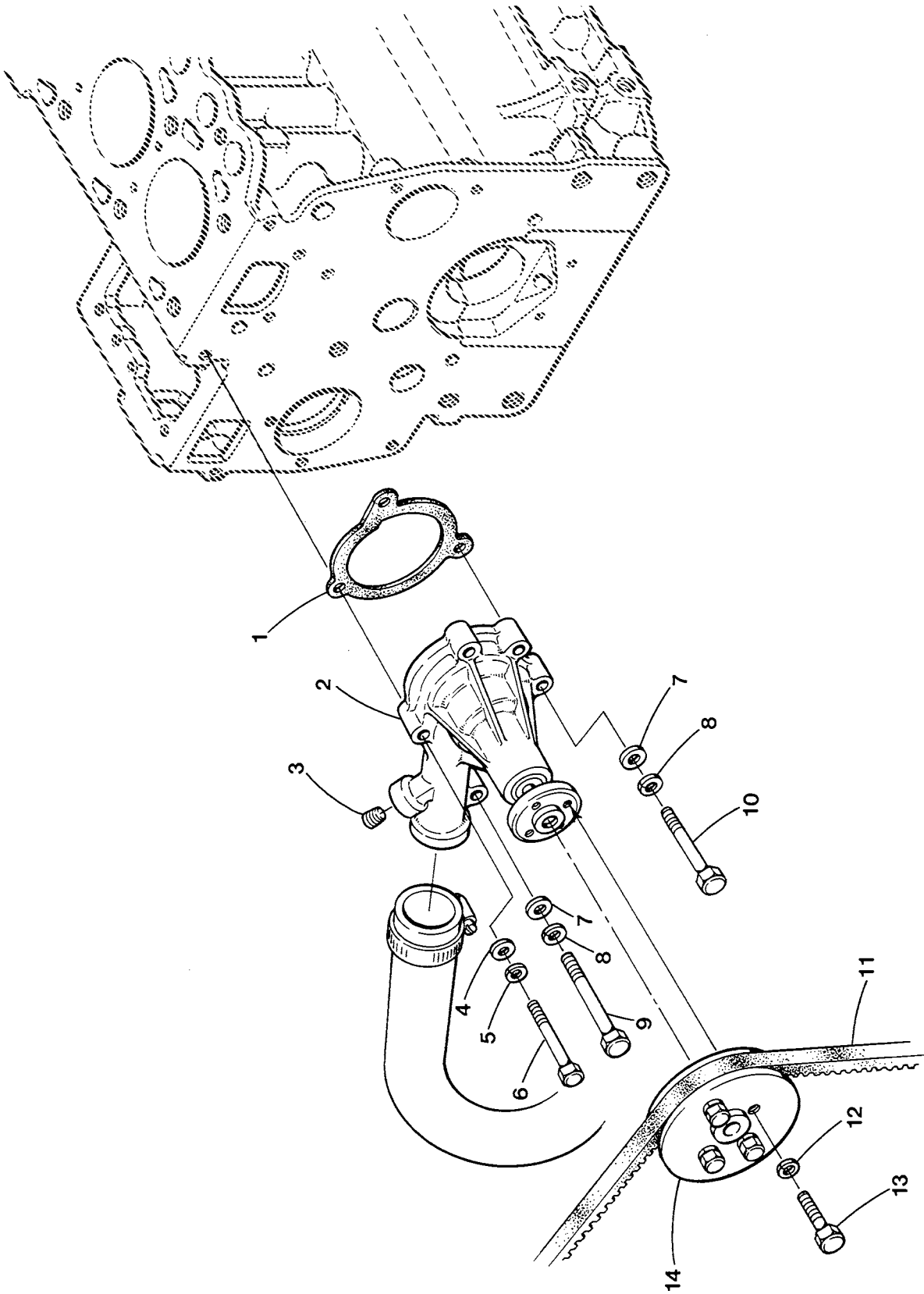
10.0 BTD - 11.0 BTD - 12.5 BTDA - COOLING SYSTEM



10.0 BTD - 11.0 BTD - 12.5 BTDA - COOLING SYSTEM

REF	PN	NAME	REMARKS	QUAN
41	036903	EXCHANGER	HEAT	1
42	011471	PETCOCK		1
43	019369	PLUG	1/8NPT BRASS	1
44	031753	WASHER	FLAT 1/4	2
45	031752	LOCKWASHER	1/4	2
46	031506	CAPSCREW	1/4NC X 1-1/4	2
47	031223	CAPSCREW	M14 X 1.5 X 30 DIN 961	2
48	031797	LOCKWASHER	M14 DIN 127	2
49	031798	WASHER	M14 DIN 125	2
50	011885	ZINC		1
51-1	034203	HOSE	MANIFOLD TO EXCHANGER 3 CYLINDER	1
51-2	037536	HOSE	MANIFOLD TO EXCHANGER 4 CYLINDER	1
52	030326	GASKET	SEA WATER PUMP TO TIMING CASE	1
53	031787	WASHER	M 8 DIN 125	4
54	031786	LOCKWASHER	M 8 DIN 127	4
55	018242	NUT	M 8 DIN 934	4
56	024977	KIT	COOLANT RECOVERY TANK	1
57	024786	STRAP	COOLANT RECOVERY TANK	1
58	024704	TANK	COOLANT RECOVERY	1
59	024858	CAP	COOLANT RECOVERY TANK	1
60	024906	CLAMP	HOSE	2
61	024637	TUBING	MANIFOLD TO RECOVERY TANK-INCHES REQD	60

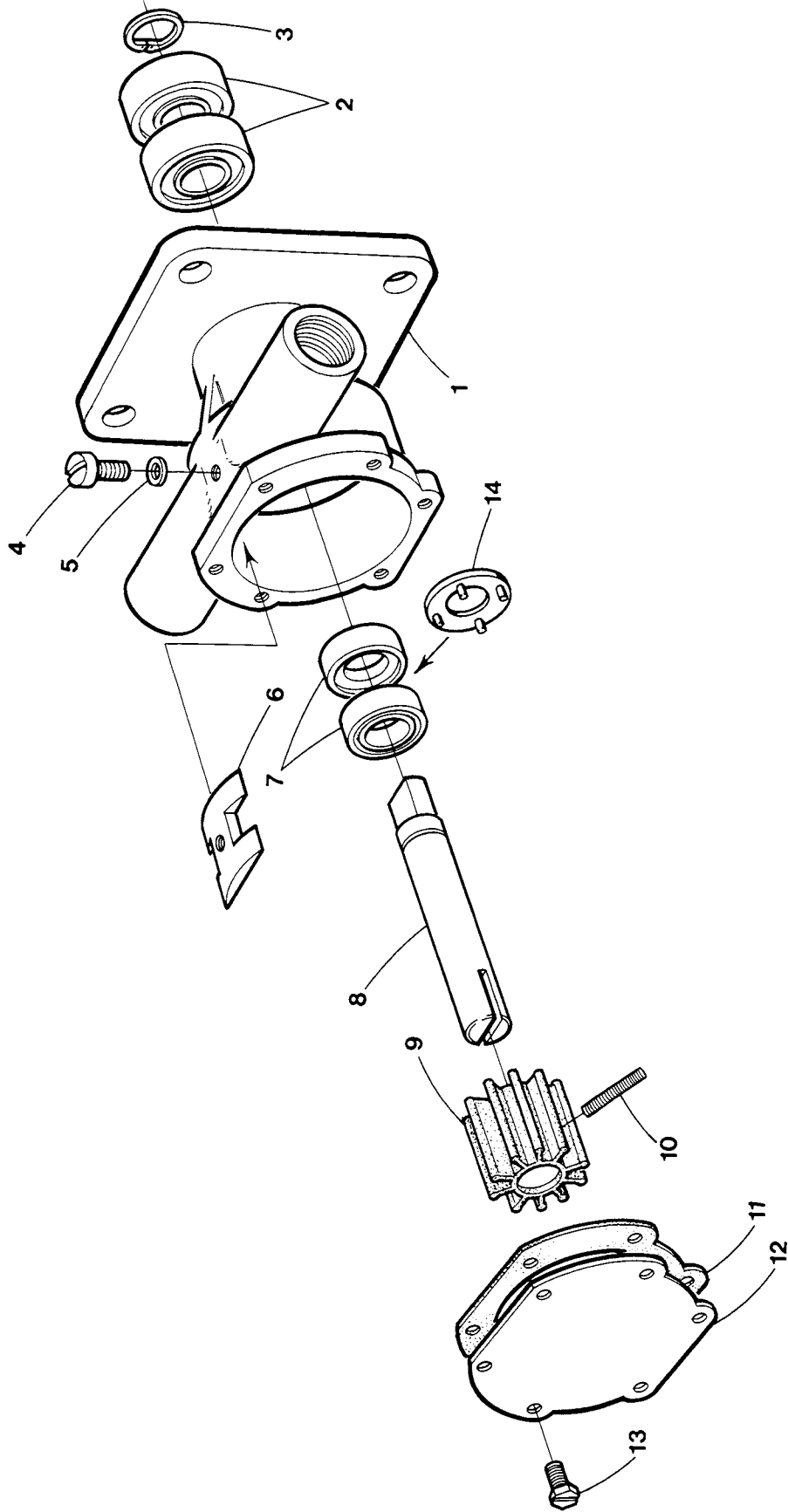




35B - 38B - 42B - 10.0 BTD - 11.0 BTD - 12.5 BTDA - FRESH WATER PUMP

REF	PN	NAME	REMARKS	QUAN
1	030474	GASKET	WATER PUMP TO BLOCK	1
2	030591	PUMP	FRESH WATER	1
3	030710	PLUG	3/8	1
4	031784	WASHER	M 6 DIN 125	2
5	031783	LOCKWASHER	M 6 DIN 127	2
6	013590	CAPSCREW	M 6 X 30 DIN 933	2
7	031787	WASHER	M 8 DIN 125	4
8	031786	LOCKWASHER	M 8 DIN 127	4
9	031225	CAPSCREW	M 8 X 60 DIN 931	1
10	024948	CAPSCREW	M 8 X 45 DIN 931	3
11	030475	BELT		1
12-1	031783	LOCKWASHER	M 6 DIN 127	4
12-2	031784	WASHER	M 6 DIN 125	4
13	017012	CAPSCREW	M 6 X 16 DIN 933	4
14	033922	PULLEY	FRESH WATER PUMP	1

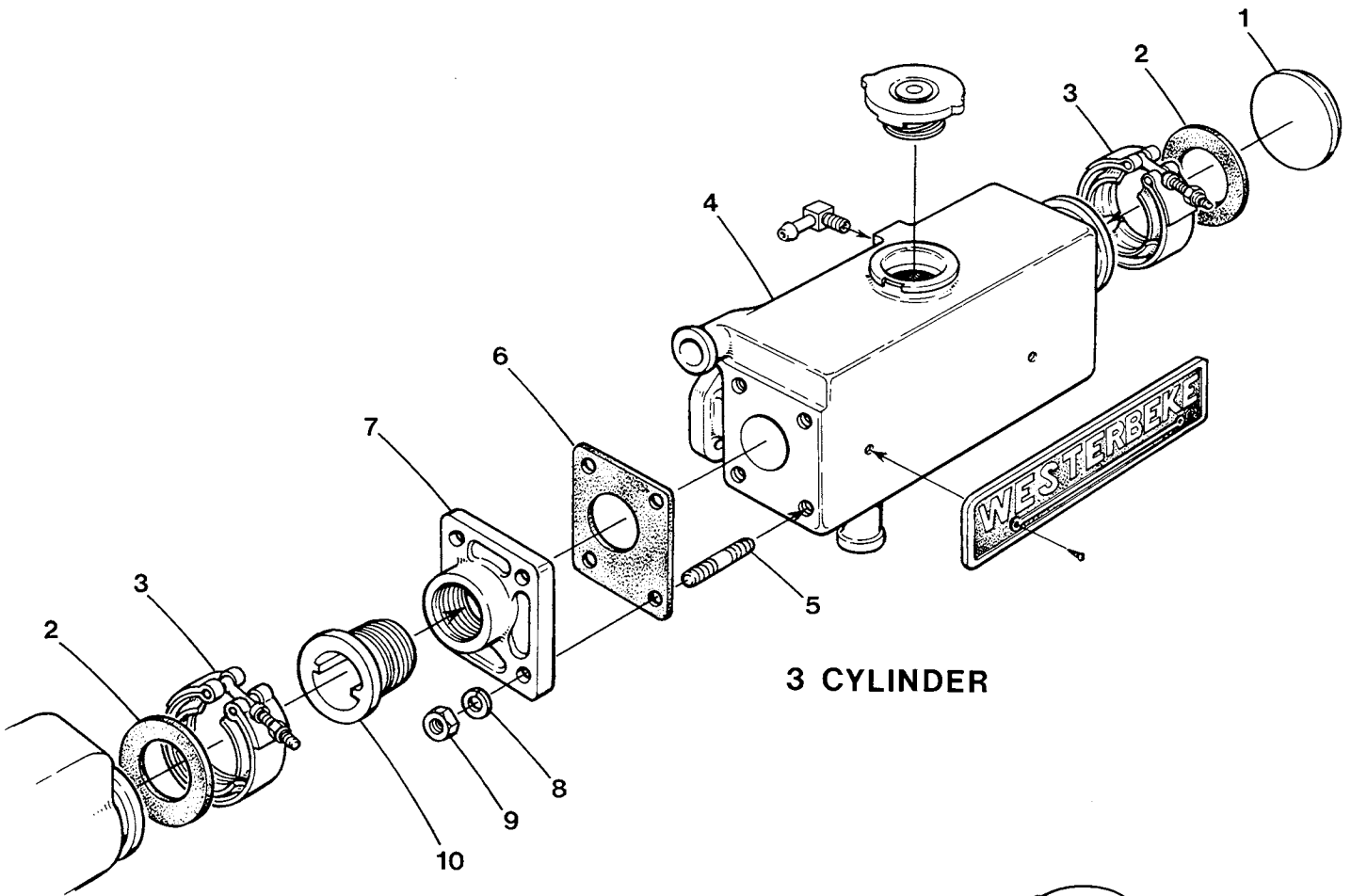
35B - 38B - 42B - 10.0 BTD - 11.0 BTD - 12.5 BTDA - SEA WATER PUMP



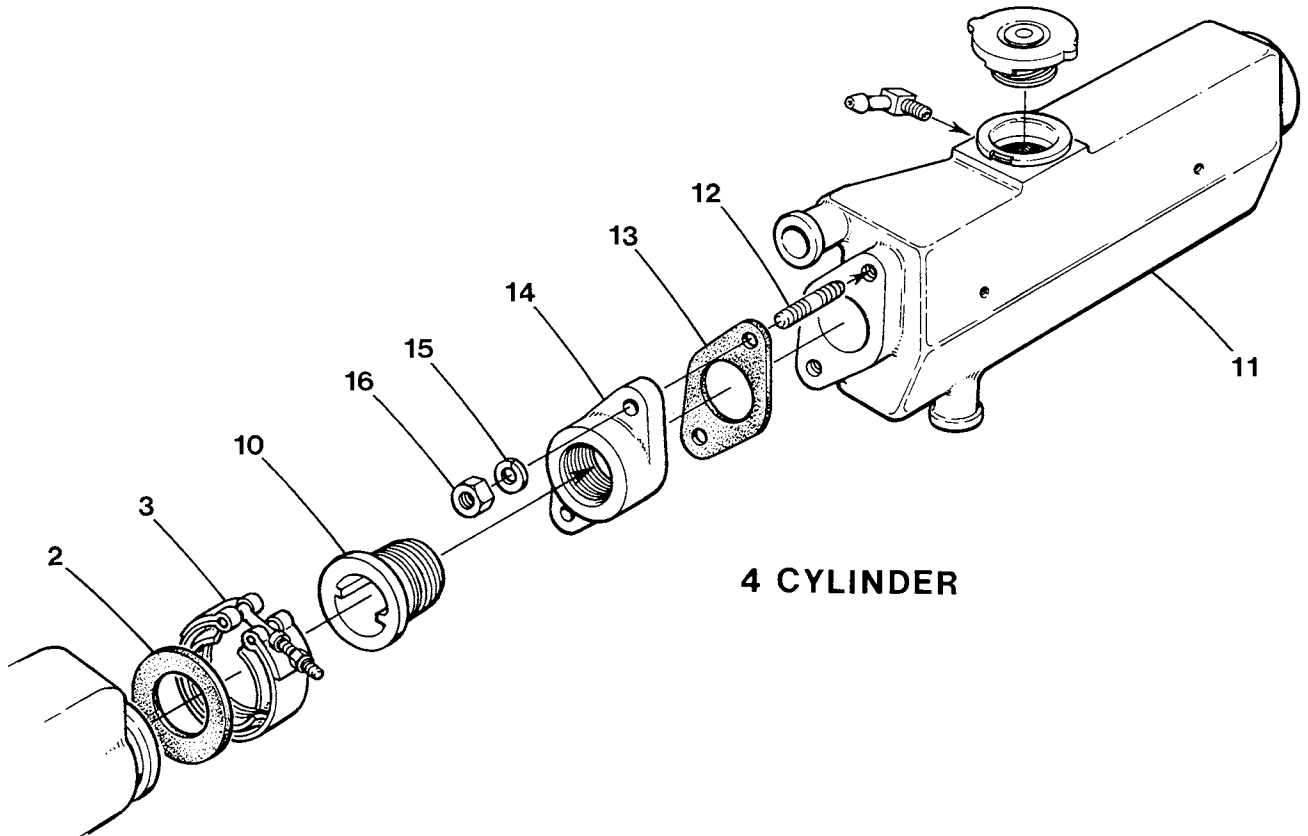
35B - 38B - 42B - 10.0 BTD - 11.0 BTD - 12.5 BTDA - SEA WATER PUMP

REF	PN	NAME	REMARKS	QUAN
1-1	033636	PUMP	COMPLETE	1
1-2	034457	HOUSING	SEA WATER PUMP BODY	1
2	034464	BEARING		2
3	033044	RING	RETAINING	1
4	034462	SCREW	PUMP HOUSING TO CAM	1
5	033037	WASHER	CAM SCREW	1
6	034458	CAM		1
7	033043	SEAL		2
8	034460	SHAFT		1
9	034440	KIT	IMPELLER-SCREW-GASKET	1
10		SCREW	IMPELLER INCLUDED IN REF 9	1
11	034459	GASKET	IMPELLER COVER	1
12	034461	COVER	IMPELLER	1
13	034463	SCREW	IMPELLER COVER	6
14	038678	SPACER	SEAL	1
15	034466	KIT	PUMP MAJOR REPAIR	1
16	030326	GASKET	SEA WATER PUMP MOUNT	1

35B - 38B - 42B - FRONT OPENING EXHAUST MANIFOLD



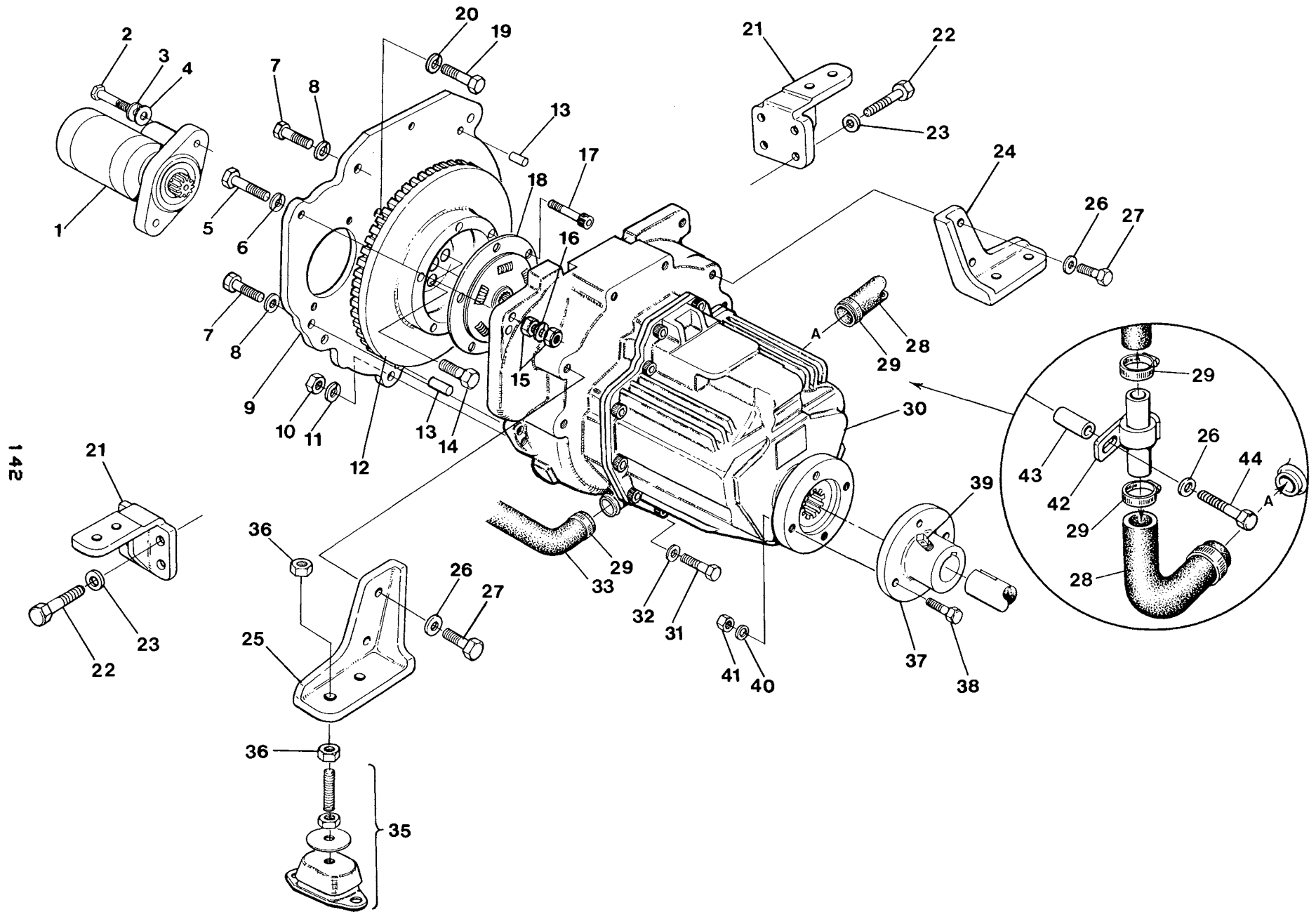
3 CYLINDER



4 CYLINDER

## 35B - 38B - 42B - FRONT OPENING EXHAUST MANIFOLD

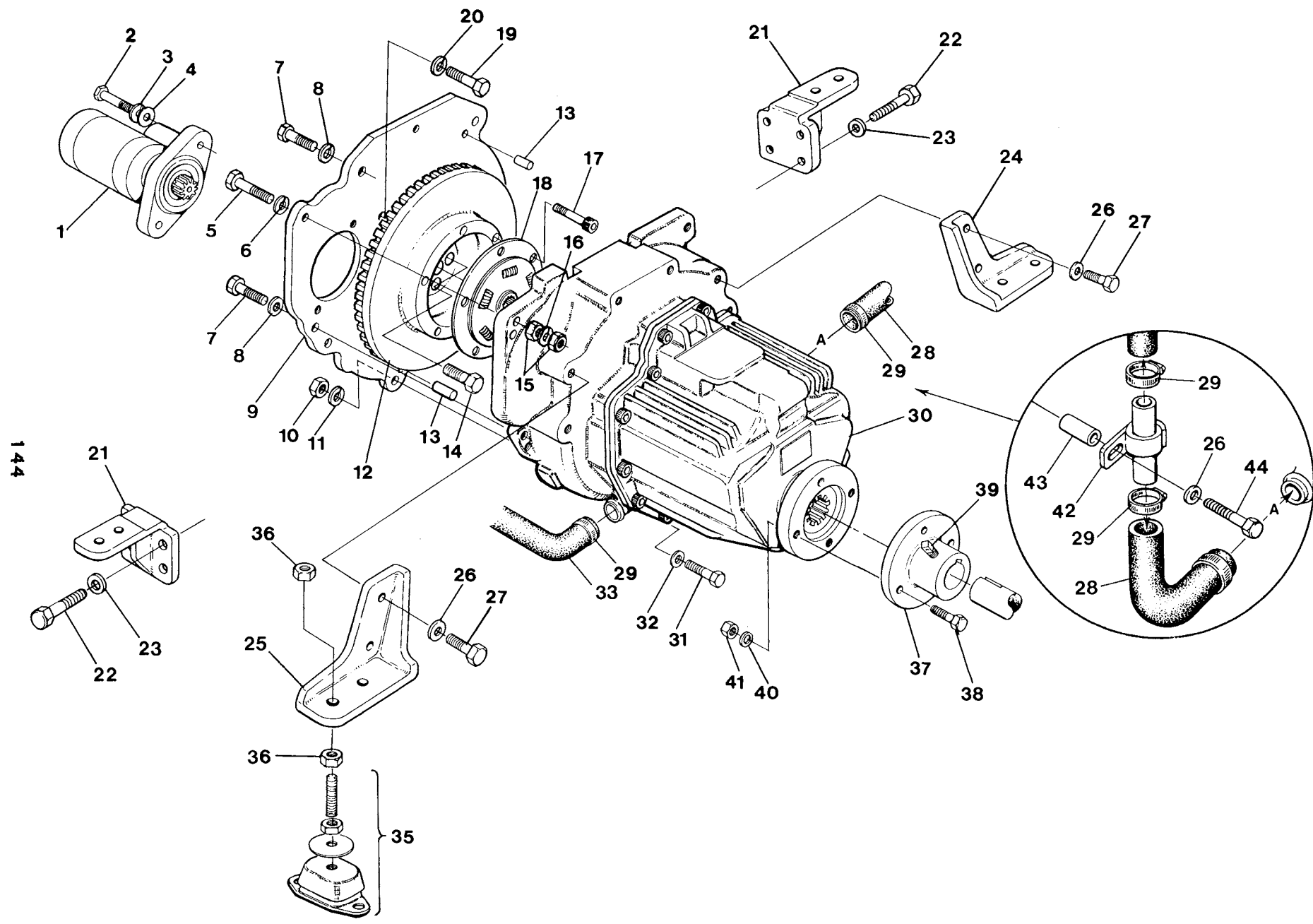
REF	PN	NAME	REMARKS	QUAN
1	037206	COVER	MANIFOLD REAR EXHAUST OPENING 3 CYLINDER	1
2-1	036425	GASKET	EXHAUST ELBOW AND REAR COVER 3 CYLINDER	2
2-2	036425	GASKET	EXHAUST ELBOW 4 CYLINDER	1
3-1	036541	CLAMP	EXHAUST ELBOW AND COVER 3 CYLINDER	2
3-2	036541	CLAMP	EXHAUST ELBOW 4 CYLINDER	1
4	038306	MANIFOLD	FRONT EXHAUST 3 CYLINDER	1
5	011263	STUD	MANIFOLD TO FLANGE 3 CYLINDER	4
6	032585	GASKET	FLANGE TO MANIFOLD 3 CYLINDER	1
7	032622	FLANGE	MANIFOLD FRONT 3 CYLINDER	1
8	031758	LOCKWASHER	5/16 3 CYLINDER	4
9	031760	NUT	5/16NF 3 CYLINDER	4
10	036660	ADAPTER	EXHAUST ELBOW TO FLANGE	1
11	037845	MANIFOLD	FRONT EXHAUST 4 CYLINDER	1
12	037821	STUD	MANIFOLD TO FLANGE 4 CYLINDER	2
13	037267	GASKET	FLANGE TO MANIFOLD 4 CYLINDER	1
14	037232	FLANGE	MANIFOLD TO ADAPTER 4 CYLINDER	1
15	019262	LOCKWASHER	M10 DIN 127 4 CYLINDER	2
16	015887	NUT	M10 DIN 934 4 CYLINDER	2



35B - 38B - 42B - BACK END - MODEL JS TRANSMISSION - MOUNTS

REF	PN	NAME	REMARKS	QUAN
1-1	034552	MOTOR	STARTER 12 VDC 35B	1
1-2	030593	MOTOR	STARTER 12 VDC 38B,42B	1
2-1	034589	CAPSCREW	M10 X 30 DIN 933 35B	2
2-2	034589	CAPSCREW	M10 X 30 DIN 933 38B,42B	1
3	019262	LOCKWASHER	M10 DIN 127	2
4	031789	WASHER	M10 DIN 125	2
5-1	034833	CAPSCREW	M10 X 60 DIN 912 35B	1
5-2	035307	CAPSCREW	M10 X 65 DIN 912 38B,42B	1
6	019262	LOCKWASHER	M10 DIN 127	1
7	034589	CAPSCREW	M10 X 30 DIN 933	5
8	019262	LOCKWASHER	M10 DIN 127	5
9-1	034240	PLATE	BACK 35B	1
9-2	034556	PLATE	BACK 38B,42B	1
10	015887	NUT	M10 DIN 934	2
11	019262	LOCKWASHER	M10 DIN 127	2
12-1	034656	FLYWHEEL	INCLUDING RING GEAR 35B	1
12-2	034666	FLYWHEEL	INCLUDING RING GEAR 38B,42B	1
12-3	032996	GEAR	RING 35B	1
12-4	030230	GEAR	RING 38B,42B	1
13	013919	DOWEL		2
14	033279	BOLT	FLYWHEEL	5
15	015887	NUT	M10 DIN 934	2
16	019262	LOCKWASHER	M10 DIN 127	1
17	024778	SCREW	DAMPER	5
18	030940	DAMPER		1
19-1	031834	CAPSCREW	M12 X 1.25 X 30 DIN 961 35B	6
19-2	024959	CAPSCREW	M12 X 1.25 X 25 DIN 961 35B BOTTOM	2
19-3	031834	CAPSCREW	M12 X 1.25 X 30 DIN 961 38B,42B	8
20-1	031792	LOCKWASHER	M12 DIN 127 35B	6
20-2	031792	LOCKWASHER	M12 DIN 127 38B,42B	8
21	033920	MOUNT	FRONT	2
22	032014	CAPSCREW	M12 X 1.25 X 30 JIS	4
23	031792	LOCKWASHER	M12 DIN 127	4
24	037200	MOUNT	REAR RIGHT	1
25	037202	MOUNT	REAR LEFT	1
26	031792	LOCKWASHER	M12 DIN 127	4
27	031834	CAPSCREW	M12 X 1.25 X 30 DIN 961	3
28	037456	HOSE	TRANSMISSION TO CONNECTOR	1
29	011405	CLAMP	HOSE 16	4
30	035822	GEAR	MODEL JS 2.47:1	1
31	034470	CAPSCREW	M10 X 45 DIN 931	2
32	031789	WASHER	M10 DIN 125	2
33-1	037457	HOSE	SEA WATER PUMP TO TRANSMISSION 35B	1
33-2	037455	HOSE	SEA WATER PUMP TO TRANSMISSION 38B,42B	1
35-1	036340	ISOLATOR	ASSEMBLY INCLUDING LOCKNUTS 35B	4
35-2	036341	ISOLATOR	ASSEMBLY INCLUDING LOCKNUTS 38B,42B	4
36	036338	NUT	M16 DIN 985	8

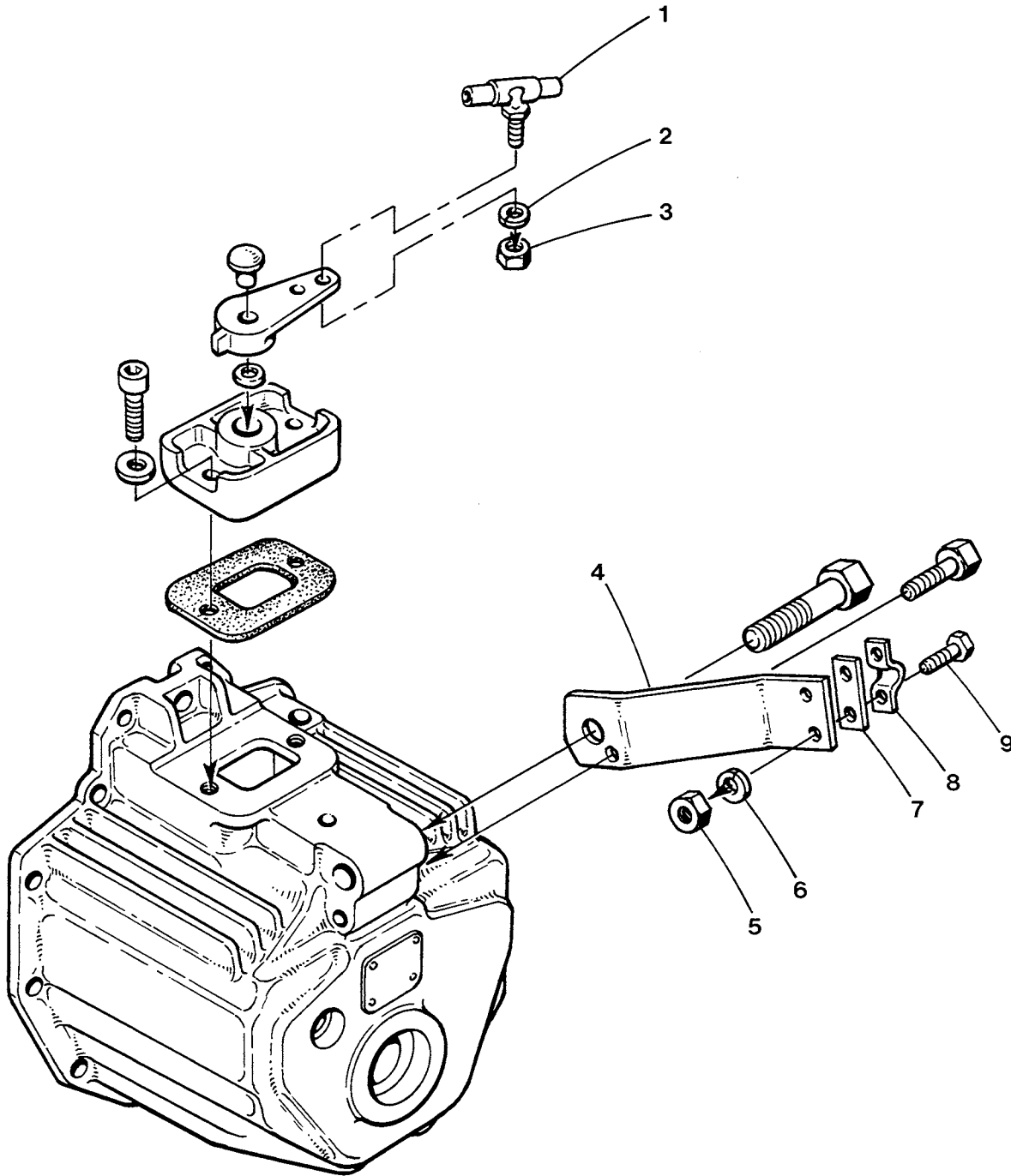




## 35B - 38B - 42B - BACK END - MODEL JS TRANSMISSION - MOUNTS

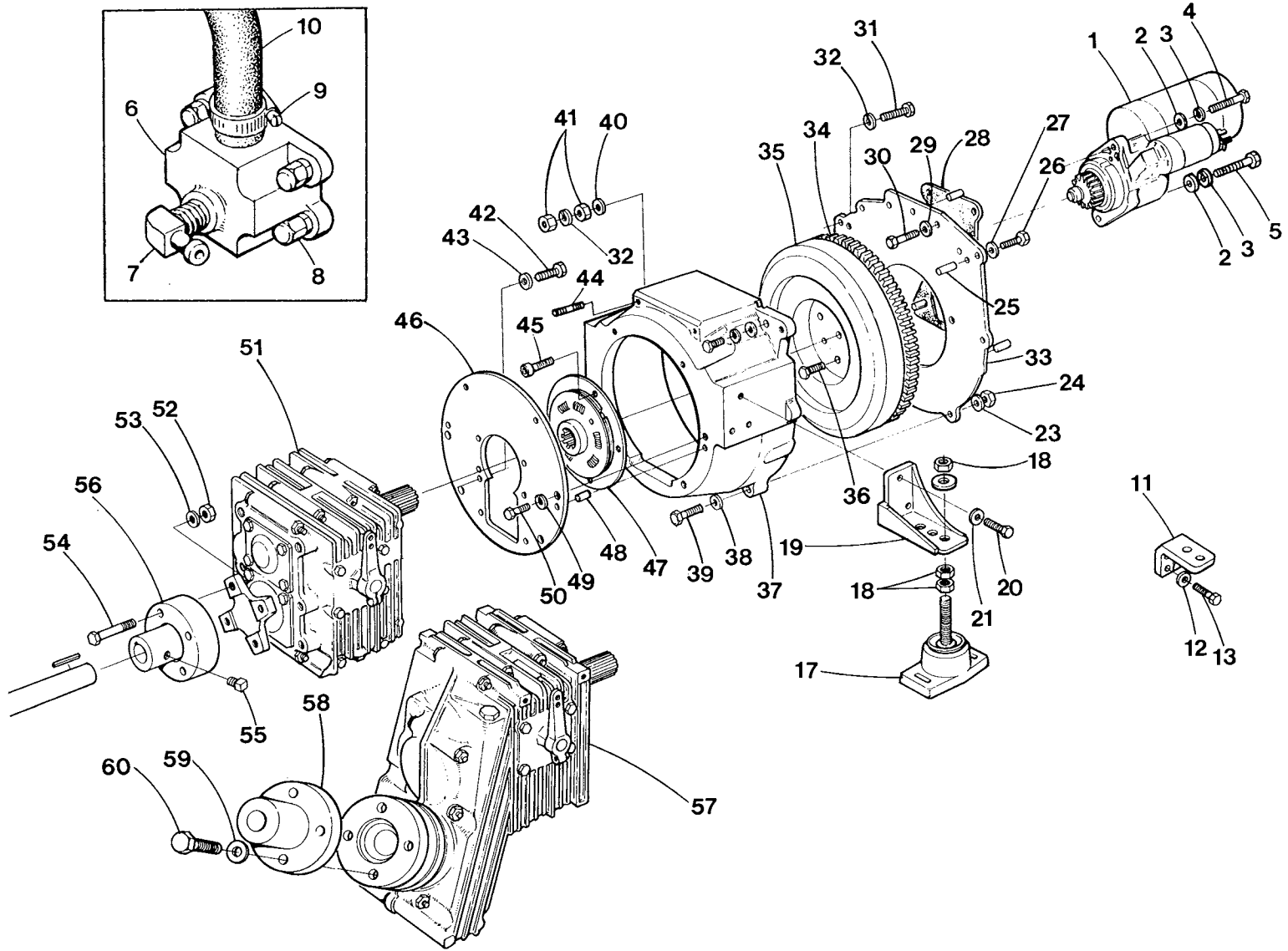
REF	PN	NAME	REMARKS	QUAN
37-1	023679	COUPLING	0.75 IN BORE	1
37-2	023680	COUPLING	0.875 IN BORE	1
37-3	023681	COUPLING	1.0 IN BORE	1
37-4	023682	COUPLING	1.125 IN BORE	1
37-5	023683	COUPLING	1.25 IN BORE	1
37-6	023684	COUPLING	1.375 IN BORE	1
37-7	023685	COUPLING	1.5 IN BORE	1
38	031228	CAPSCREW	M10 X 1.25 X 30 DIN 961	4
39-1	023651	SETSCREW	COUPLING 3/8NC X 3/4	2
39-2	023652	SETSCREW	3/8NC X 1	2
40	019262	LOCKWASHER	M10 DIN 127	4
41	024950	NUT	M10 X 1.25 DIN 934	4
42	037504	CONNECTOR	INCLUDING BRACKET	1
43	034189	SPACER		1
44	037507	CAPSCREW	M12 X 1.25 X 80 DIN 960	1

35B - 38B - 42B - MODEL JS TRANSMISSION SHIFTING BRACKET



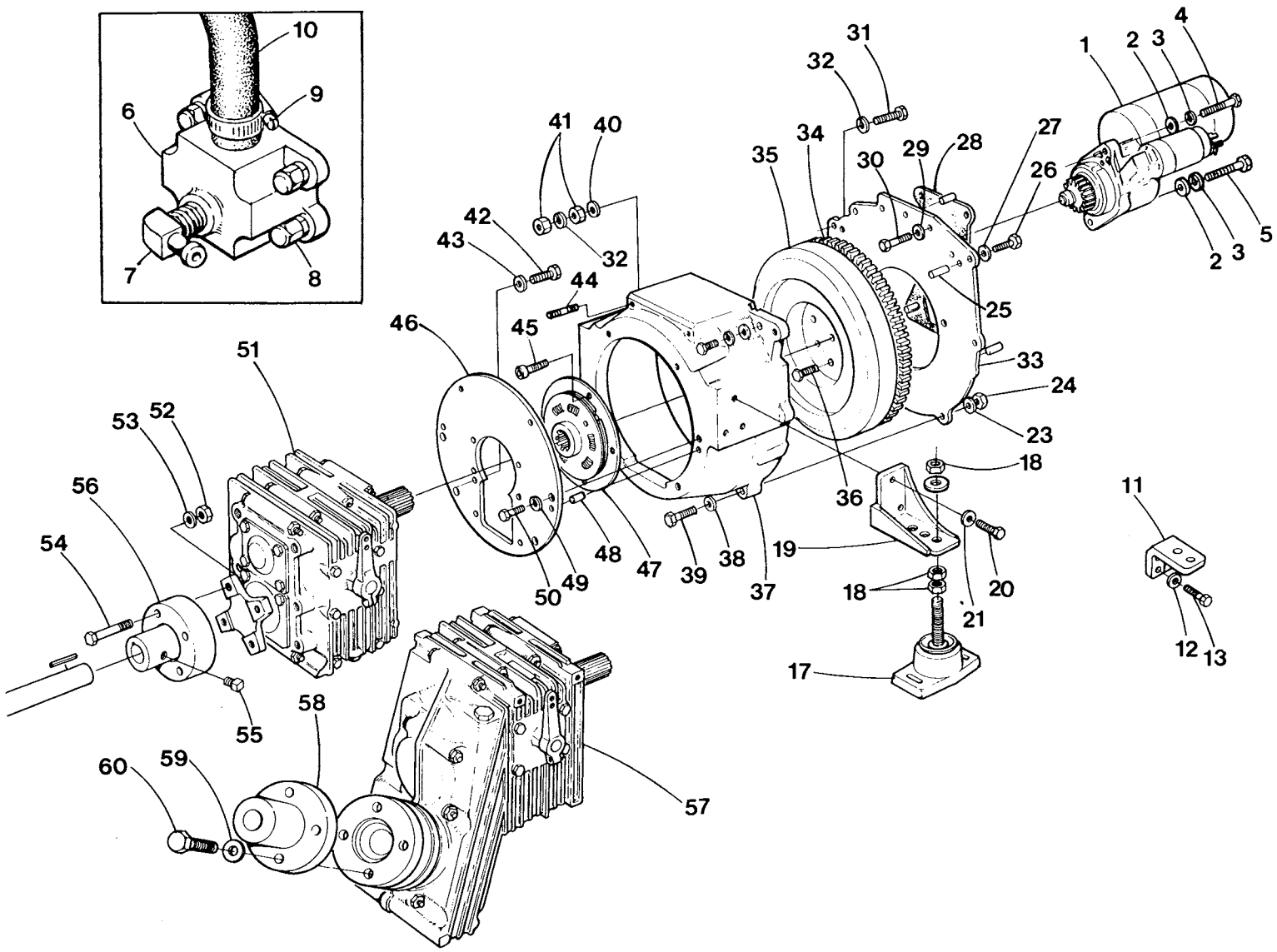
## 35B - 38B - 42B - MODEL JS TRANSMISSION SHIFTING BRACKET

REF	PN	NAME	REMARKS	QUAN
1	033482	BALL JOINT		1
2	031752	LOCKWASHER	1/4	1
3	031754	NUT	1/4NF	1
4	031451	BRACKET	SHIFT CABLE	1
5	031847	NUT	10-32	2
6	031849	LOCKWASHER	10	2
7	013870	SHIM	CABLE CLAMP	1
8	013325	CLAMP	CABLE	1
9	031873	SCREW	10-32 X 5/8 BH	2



## 35B - 38B - 42B - BACK END - MODEL HBW TRANSMISSION - MOUNTS

REF	PN	NAME	REMARKS	QUAN
1-1	034552	MOTOR	STARTER 12 VDC 35B	1
1-2	030593	MOTOR	STARTER 12 VDC 38B,42B	1
2	031789	WASHER	M10 DIN 125	2
3	019262	LOCKWASHER	M10 DIN 127	2
4-1	034589	CAPSCREW	M10 X 30 DIN 933 35B	1
4-2	035307	CAPSCREW	M10 X 65 DIN 912 38B,42B	1
5	034589	CAPSCREW	M10 X 30 DIN 933	1
6	036648	COOLER	TRANSMISSION	1
7	036614	ELBOW	3/4 NPT TO 1 HOSE	1
8-1	017196	CAPSCREW	M 8 X 25 DIN 933	4
8-2	031786	LOCKWASHER	M 8 DIN 127	4
9	011405	CLAMP	HOSE 16	2
10	011779	HOSE	1" ID WIRE INSERTED-INCHES REQUIRED	24
11	033920	MOUNT	FRONT	2
12	031792	LOCKWASHER	M12 DIN 127	4
13	032014	CAPSCREW	M12 X 1.25 X 30 JIS	4
17-1	036340	ISOLATOR	ASSEMBLY INCLUDING LOCKNUTS 35B	4
17-2	036341	ISOLATOR	ASSEMBLY INCLUDING LOCKNUTS 38B,42B	4
18	036338	NUT	M16 DIN 985 LOCKING	8
19	033890	MOUNT	REAR	2
20	013629	CAPSCREW	M10 X 25 DIN 933	6
21	019262	LOCKWASHER	M10 DIN 127	6
23	019262	LOCKWASHER	M10 DIN 127	2
24	015887	NUT	M10 DIN 934	2
25	013919	DOWEL	BACKPLATE TO HOUSING	2
26	034589	CAPSCREW	M10 X 30 DIN 933	5
27	019262	LOCKWASHER	M10 DIN 127	5
28	030491	GASKET	BACKPLATE TO BLOCK	1
29-1	031792	LOCKWASHER	M12 DIN 127 35B	6
29-2	031792	LOCKWASHER	M12 DIN 127 38B,42B	8
30-1	024959	CAPSCREW	M12 X 1.25 X 25 DIN 961 35B BOTTOM	2
30-2	031834	CAPSCREW	M12 X 1.25 X 30 DIN 961 35B	6
30-3	031834	CAPSCREW	M12 X 1.25 X 30 DIN 961 38B,42B	8
31	034833	CAPSCREW	M10 X 60 DIN 912 35B	1
32	019262	LOCKWASHER	M10 DIN 127	2
33-1	034240	PLATE	BACK 35B	1
33-2	034556	PLATE	BACK 38B,42B	1
34-1	032996	GEAR	RING 35B	1
34-2	030230	GEAR	RING 38B,42B	1
35-1	034656	FLYWHEEL	INCLUDING RING GEAR 35B	1
35-2	034666	FLYWHEEL	INCLUDING RING GEAR 38B,42B	1
36	033279	BOLT	FLYWHEEL	5
37	034682	HOUSING	FLYWHEEL	1
38	031789	WASHER	M10 DIN 125	2
39	034470	CAPSCREW	M10 X 45 DIN 931	2
40	031789	WASHER	M10 DIN 125	1
41	015887	NUT	M10 DIN 934	2

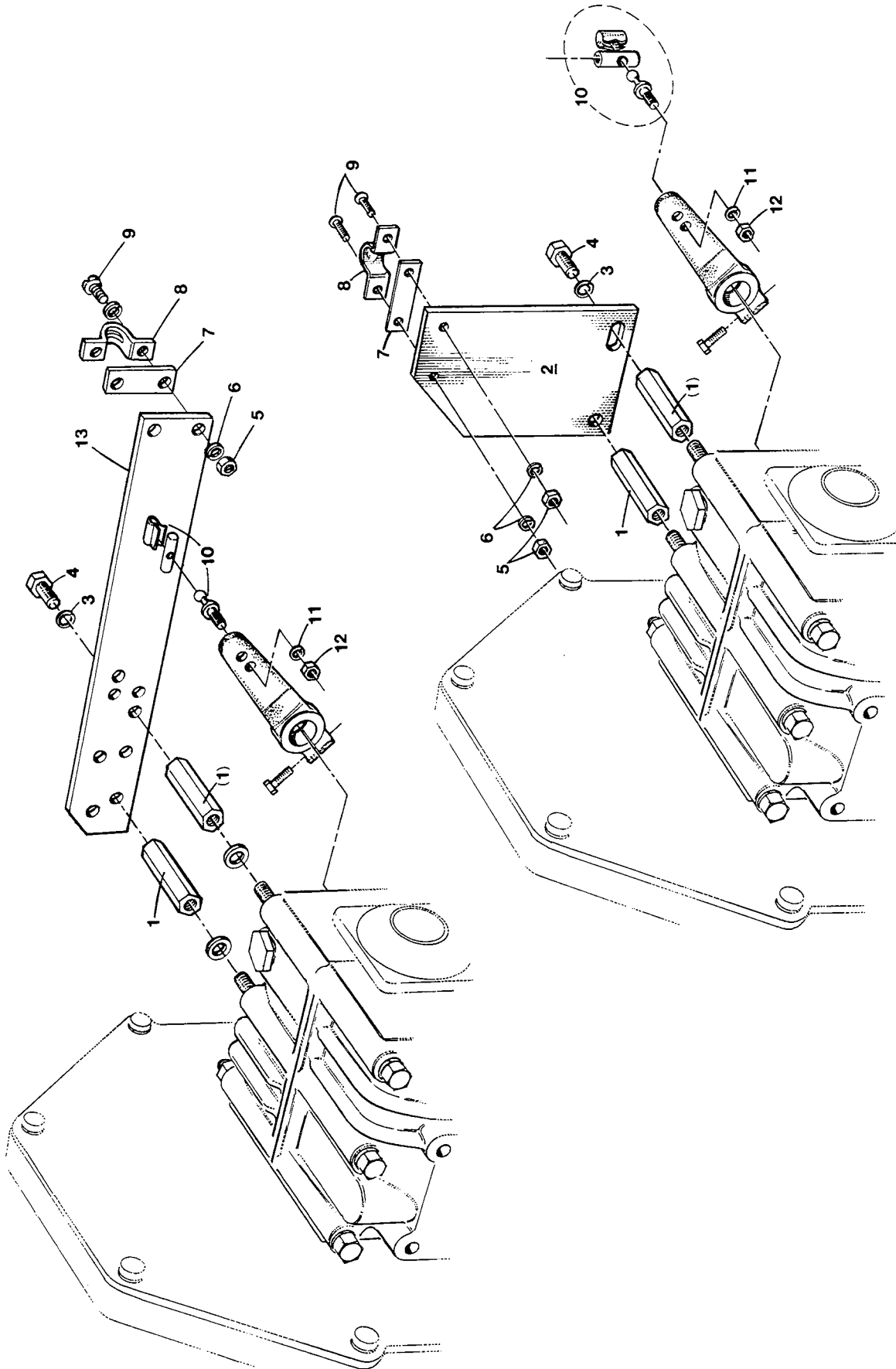


## 35B - 38B - 42B - BACK END - MODEL HBW TRANSMISSION - MOUNTS

REF	PN	NAME	REMARKS	QUAN
42-1	020650	CAPSCREW	M 8 X 18 DIN 933 HBW	6
42-2	018813	CAPSCREW	M10 X 20 DIN 933 HBW V-DRIVE	6
43-1	031786	LOCKWASHER	M 8 DIN 127 HBW	6
43-2	031790	LOCKWASHER	M10 DIN 127 HBW V-DRIVE	6
44	015830	STUD	M 8 X 25 DIN 939	2
45	024778	SCREW	DAMPER TO FLYWHEEL	5
46-1	031267	ADAPTER	HBW TRANSMISSION	1
46-2	030063	ADAPTER	HBW V-DRIVE	1
47	019398	DAMPER		1
48	019039	DOWEL	ADAPTER 31267 TO HOUSING	2
49	019262	LOCKWASHER	M10 DIN 127	6
50-1	013629	CAPSCREW	M10 X 25 DIN 933 HBW	6
50-2	034589	CAPSCREW	M10 X 30 DIN 933 HBW V-DRIVE	6
51-1	030140	HBW GEAR	MODEL 100 1.5:1	1
51-2	024630	HBW GEAR	MODEL 100 1.8:1	1
51-3	030095	HBW GEAR	MODEL 100 2.7:1 35B	1
51-4	030049	HBW GEAR	MODEL 150 2.6:1 38B, 42B	1
52	024950	NUT	M10 X 1.25 DIN 934	4
53	019262	LOCKWASHER	M10 DIN 127	4
54	031228	CAPSCREW	M10 X 1.25 X 30 DIN 961	4
55-1	023450	SETSCREW	COUPLING 7/16NC X 1	2
55-2	023651	SETSCREW	COUPLING 3/8NC X 3/4	2
55-3	023652	SETSCREW	COUPLING 3/8NC X 1	2
56-1	023679	COUPLING	HBW 0.75 IN BORE	1
56-2	023680	COUPLING	HBW 0.875 IN BORE	1
56-3	023681	COUPLING	HBW 1.0 IN BORE	1
56-4	023682	COUPLING	HBW 1.125 IN BORE	1
56-5	023683	COUPLING	HBW 1.25 IN BORE	1
56-6	023684	COUPLING	HBW 1.375 IN BORE	1
56-7	023685	COUPLING	HBW 1.5 IN BORE	1
57-1	031249	HBW GEAR	V-DRIVE 1.8:1	1
57-2	030048	HBW GEAR	V-DRIVE 2.1:1	1
57-3	031250	HBW GEAR	V-DRIVE 3.0:1	1
58-1	023706	COUPLING	HBW V-DRIVE 0.75 IN BORE	1
58-2	023707	COUPLING	HBW V-DRIVE 0.875 IN BORE	1
58-3	023708	COUPLING	HBW V-DRIVE 1.0 IN BORE	1
58-4	023709	COUPLING	HBW V-DRIVE 1.125 IN BORE	1
58-5	023710	COUPLING	HBW V-DRIVE 1.25 IN BORE	1
58-6	023711	COUPLING	HBW V-DRIVE 1.375 IN BORE	1
58-7	023712	COUPLING	HBW V-DRIVE 1.5 IN BORE	1
59	019262	LOCKWASHER	M10 DIN 127	4
60	013629	CAPSCREW	M10 X 25 DIN 933	4

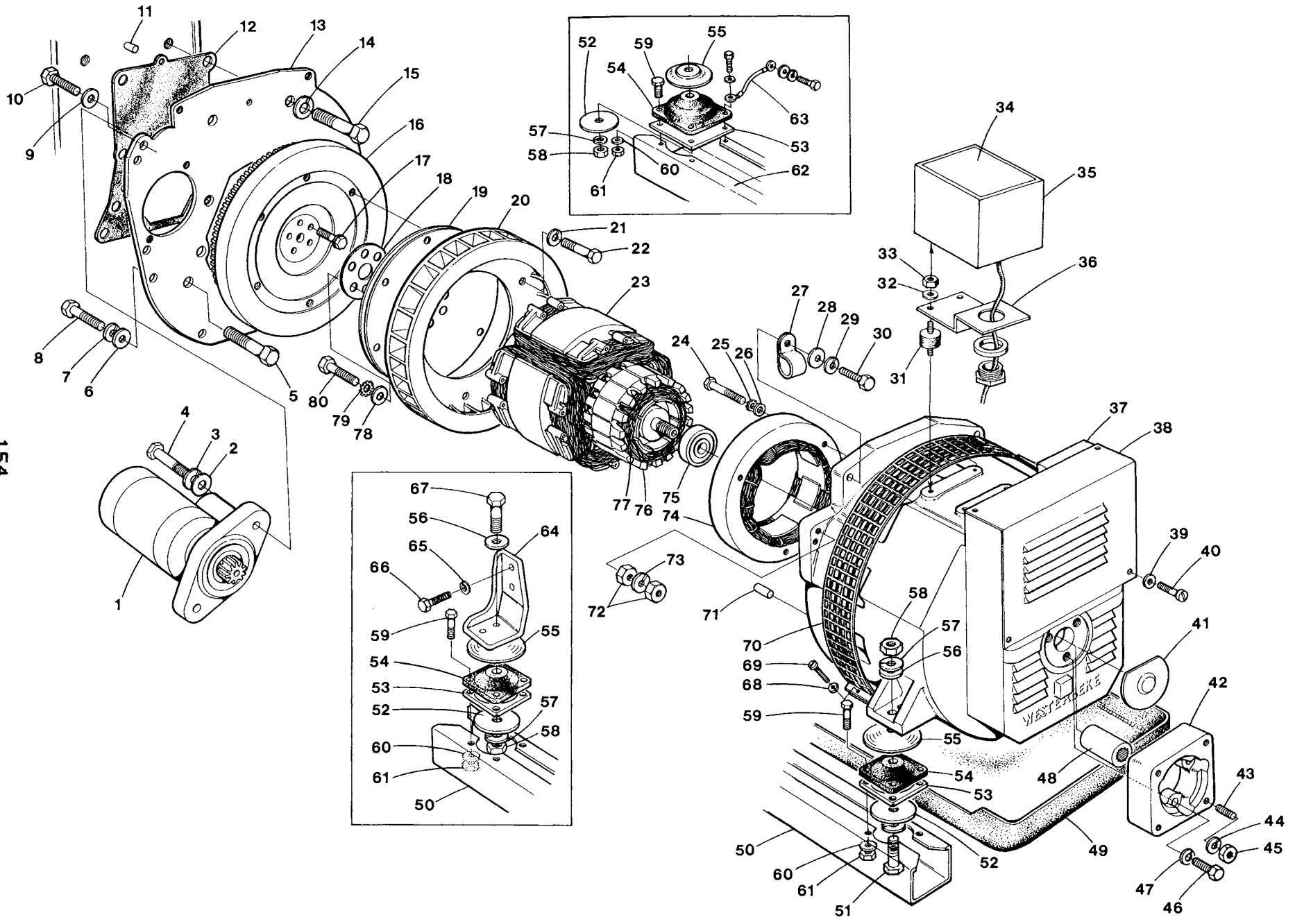


35B - 38B - 42B - MODEL HBW TRANSMISSION SHIFTING BRACKET



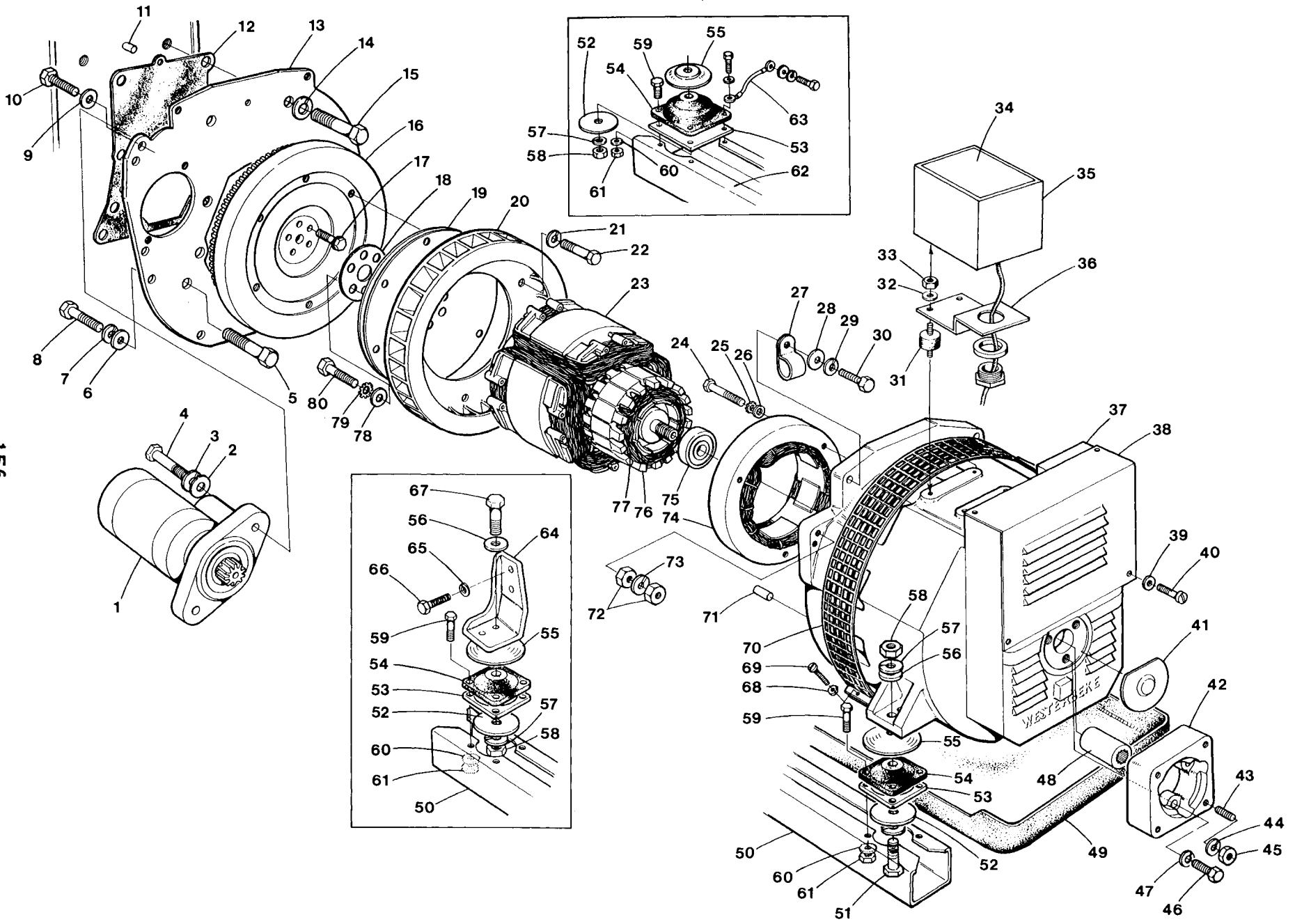
## 35B - 38B - 42B - MODEL HBW TRANSMISSION SHIFTING BRACKET

REF	PN	NAME	REMARKS	QUAN
1	030756	NUT	M 8 PILLAR	2
2	030181	BRACKET	SHIFT CABLE TOP ENTRY	1
3	031786	LOCKWASHER	M 8 DIN 127	2
4	013630	CAPSCREW	M 8 X 25 DIN 933	2
5	031847	NUT	10-32	2
6	031849	LOCKWASHER	10	2
7	013870	SHIM	CABLE CLAMP	1
8	013325	CLAMP	CABLE	1
9	031873	SCREW	10-32 X 5/8	2
10	033482	BALL JOINT		1
11	031752	LOCKWASHER	1/4	1
12	031754	NUT	1/4NF	1
13	032161	BRACKET	SHIFT CABLE REAR ENTRY	1



10.0 BTD - 11.0 BTD - 12.5 BTDA - GENERATOR - BACK END - MOUNT SYSTEM

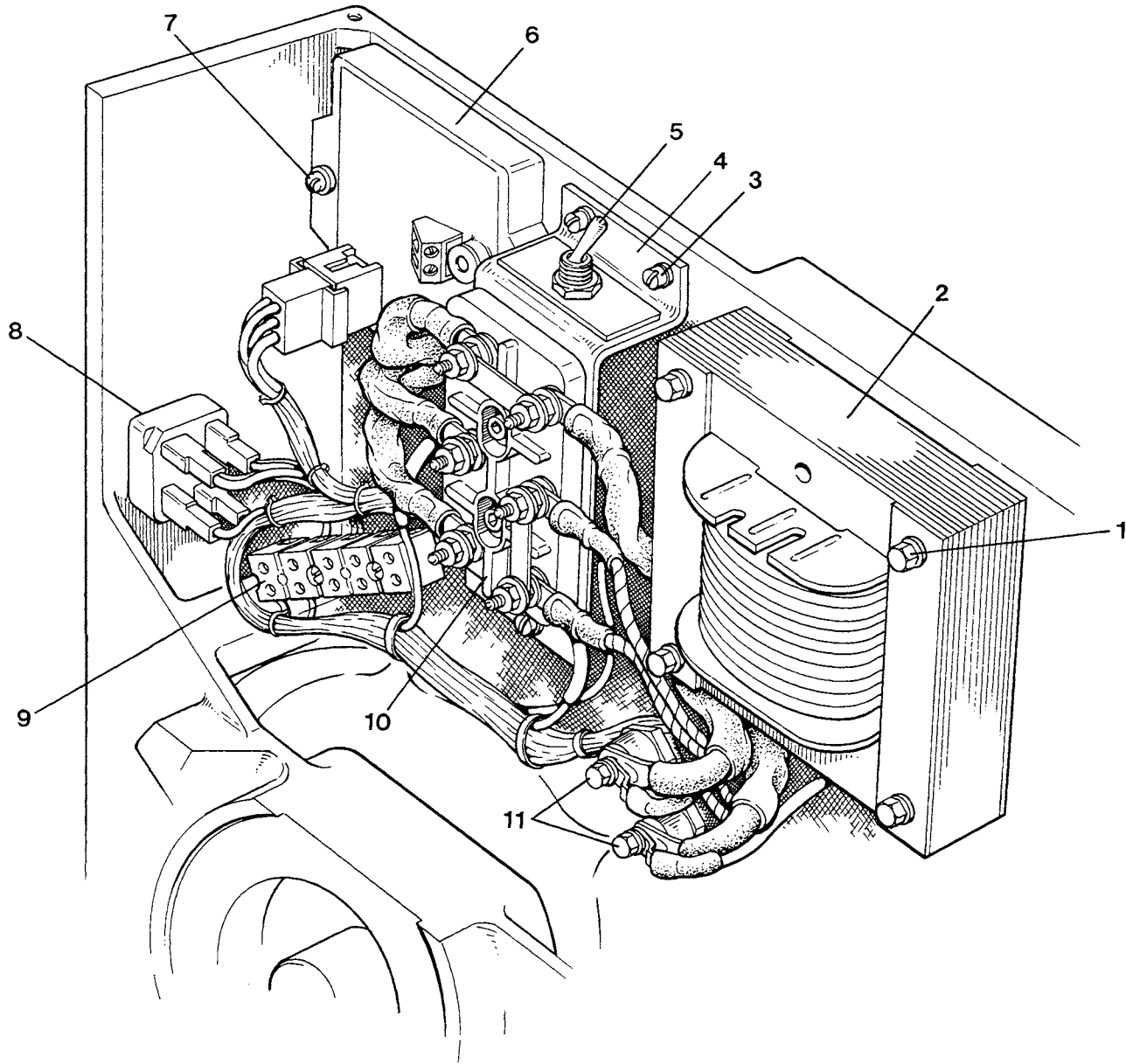
REF	PN	NAME	REMARKS	QUAN
1-1	034552	MOTOR	STARTER 12 VDC 10.0 BTD	1
1-2	030593	MOTOR	STARTER 12 VDC 11.0 BTD, 12.5 BTDA	1
2	031789	WASHER	M10 DIN 125	2
3	019262	LOCKWASHER	M10 DIN 127	2
4-1	034589	CAPSCREW	M10 X 30 DIN 933 10.0 BTD	2
4-2	031926	CAPSCREW	M10 X 35 DIN 933 11.0 BTD, 12.5 BTDA TOP	1
4-3	034589	CAPSCREW	M10 X 30 DIN 933 11.0 BTD, 12.5 BTDA	1
5	024959	CAPSCREW	M12 X 1.25 X 25 DIN 961 10.0 BTD	2
6	031789	WASHER	M10 DIN 125	5
7	019262	LOCKWASHER	M10 DIN 127	5
8	013629	CAPSCREW	M10 X 25 DIN 933	5
9	019262	LOCKWASHER	M10 DIN 127	1
10	013631	CAPSCREW	M10 X 55 DIN 933 10.0 BTD	1
11		DOWEL	SEE BLOCK PAGE	
12	030491	GASKET	BACKPLATE TO BLOCK	1
13-1	034010	PLATE	BACK 10.0 BTD	1
13-2	036040	PLATE	BACK 11.0 BTD, 12.5 BTDA	1
14-1	031792	LOCKWASHER	M12 DIN 127 10.0 BTD	6
14-2	031792	LOCKWASHER	M12 DIN 127 11.0 BTD, 12.5 BTDA	8
15-1	031834	CAPSCREW	M12 X 1.25 X 30 DIN 961 3 CYLINDER	6
15-2	031834	CAPSCREW	M12 X 1.25 X 30 DIN 961 4 CYLINDER	8
16-1	037207	FLYWHEEL	INCLUDING RING GEAR 10.0 BTD	1
16-2	036385	FLYWHEEL	INCLUDING RING GEAR 11.0 BTD, 12.5 BTDA	1
16-3	032996	GEAR	RING 10.0 BTD	1
16-4	030230	GEAR	RING 11.0 BTD, 12.5 BTDA	1
17	033279	BOLT	FLYWHEEL	5
18	035928	PLATE	THRUST, DRIVE DISC TO ARMATURE	1
19	035927	PLATE	DRIVE DISC	3
20	035929	FAN		1
21	031786	LOCKWASHER	M 8 DIN 127	8
22	017196	CAPSCREW	M 8 X 20 DIN 933	8
23	037464	ARMATURE		1
24	031919	CAPSCREW	M 5 X 35 DIN 912	3
25	031914	LOCKWASHER	M 5 DIN 6797A	3
26	031781	WASHER	M 5 DIN 125	3
27	013760	CLAMP	HARNESS	1
28	031789	WASHER	M10 DIN 125	2
29	019262	LOCKWASHER	M10 DIN 127	2
30-1	034470	CAPSCREW	M10 X 45 DIN 931 10.0 BTD	2
30-2	034590	CAPSCREW	M10 X 40 DIN 933 11.0 BTD, 12.5 BTDA	3
31	036652	ISOLATOR	PANEL BOX MOUNT	4
32	031783	LOCKWASHER	M 6 DIN 127	4
33	015812	NUT	M 6 DIN 934	4
34	024968	DECAL	GENERATOR OPERATION INSTRUCTIONS	1
35	036712	PANEL	GENERATOR CONTROL BOX AND HARNESS	1
36	036730	BRACKET	PANEL BOX MOUNTING INCLUDED IN REF 35	1
37-1	037437	GENERATOR		1
37-2	037465	STATOR	ASSEMBLY INCLUDING HOUSING	1
37-3	037466	STATOR		1
38	037851	COVER		1
39	031914	LOCKWASHER	M 5 DIN 6797A	4
40	031918	SCREW	M 5 X 10 DIN 84A	4



10.0 BTD - 11.0 BTD - 12.5 BTDA - GENERATOR - BACK END - MOUNT SYSTEM

REF	PN	NAME	REMARKS	QUAN
41	036701	COVER	PTO INTERFACE	1
42-1	037134	KIT	PTO INCL REF 42 THRU 48	1
42-2	037197	DRAWING	PTO INSTALLATION	1
42-3	034738	ADAPTER		1
43	034867	STUD	1/2 NC	4
44	031776	LOCKWASHER	1/2	4
45	031774	NUT	1/2NC	4
46	013589	CAPSCREW	M12 X 40 DIN 933	3
47	031792	LOCKWASHER	M12 DIN 127	3
48	037188	DRIVE	PTO SAE-B SPLINE	1
49-1	036376	DRIPTRAY	10.0 BTD	1
49-2	037378	DRIPTRAY	11.0 BTD,12.5 BTDA	1
50-1	036521	RAIL	ASSEMBLY LEFT 10.0 BTD	1
50-2	036436	RAIL	ASSEMBLY LEFT 11.0 BTD,12.5 BTDA	1
51-1	031712	CAPSCREW	1/2NC X 2-3/4 10.0 BTD	2
51-2	031713	CAPSCREW	1/2NC X 3 11.0 BTD,12.5 BTDA	2
52	024674	WASHER	SNUBBING	4
53-1	033574	PLATE	REINFORCING 10.0 BTD	4
53-2	035271	SPACER	ISOLATOR 11.0 BTD,12.5 BTDA	4
54-1	021529	ISOLATOR	10.0 BTD	4
54-2	015238	ISOLATOR	11.0 BTD,12.5 BTDA	4
55	033530	SHIELD	FRONT ISOLATOR	2
56	031777	WASHER	FLAT 1/2	4
57	031776	LOCKWASHER	1/2	4
58	031774	NUT	1/2NC	4
59-1	031555	CAPSCREW	5/16NC X 1 10.0 BTD	16
59-2	031577	CAPSCREW	5/16NC X 1-1/2 11.0 BTD,12.5 BTDA	16
60	031758	LOCKWASHER	5/16	16
61	031756	NUT	5/16NC	16
62-1	036522	RAIL	ASSEMBLY RIGHT 10.0 BTD	1
62-2	036437	RAIL	ASSEMBLY RIGHT 11.0 BTD,12.5 BTDA	1
63	034593	STRAP	GROUND	1
64-1	033918	MOUNT	FRONT 10.0 BTD	2
64-2	036388	MOUNT	FRONT RIGHT 11.0 BTD,12.5 BTDA	1
64-3	036390	MOUNT	FRONT LEFT 11.0 BTD,12.5 BTDA	1
65	031792	LOCKWASHER	M12 DIN 127	4
66	032014	CAPSCREW	M12 X 1.25 X 30 JIS	4
67-1	031711	CAPSCREW	1/2NC X 2-1/2 10.0 BTD	2
67-2	031713	CAPSCREW	1/2NC X 3 11.0 BTD,12.5 BTDA	2
68	031914	LOCKWASHER	M 5 DIN 6797A	1
69	031920	SCREW	M 5 X 20 DIN 84A	1
70	035935	GUARD	AIR	1
71	019039	DOWEL		2
72-1	015887	NUT	M10 DIN 934 10.0 BTD	2
72-2	018813	CAPSCREW	M10 X 20 DIN 933 11.0 BTD,12.5 BTDA	1
73	019262	LOCKWASHER	M10 DIN 127	1
74	037467	STATOR	EXCITER	1
75	037460	BEARING	BALL	1
76	035943	RESISTOR	POSI	1
77	035931	DIODE		6
78	031789	WASHER	M10 DIN 125	6
79	031915	LOCKWASHER	M10 DIN 6797A	6
80	013629	CAPSCREW	M10 X 25 DIN 933	6

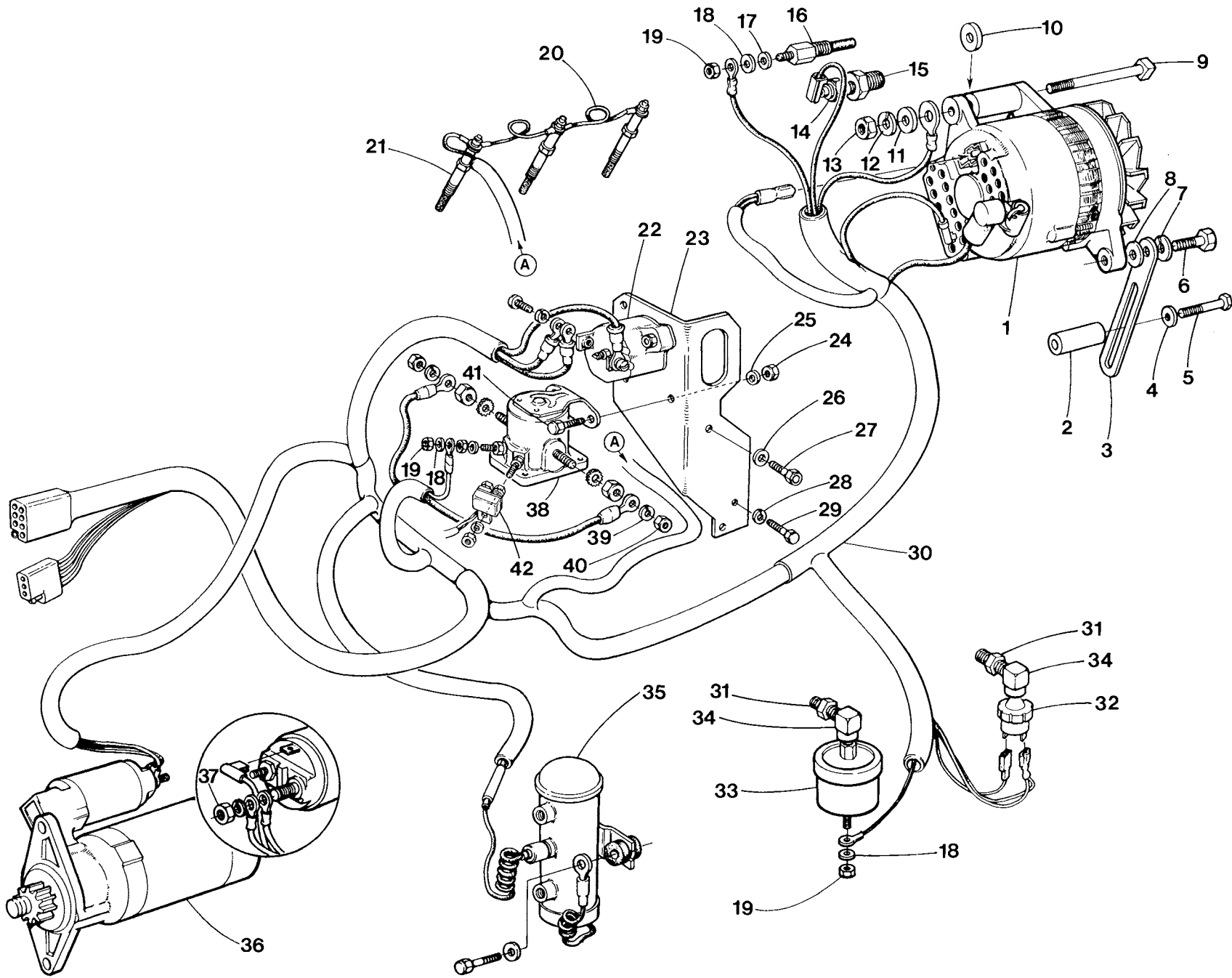
10.0 BTD - 11.0 BTD - 12.5 BTDA - AC OUTPUT AND REGULATOR



## 10.0 BTD - 11.0 BTD - 12.5 BTDA - AC OUTPUT AND REGULATOR

REF	PN	NAME	REMARKS	QUAN
1-1	031916	CAPSCREW	M 5 X 50 DIN 933	4
1-2	031914	LOCKWASHER	M 5 DIN 6797A	4
1-3	031781	WASHER	M 5 DIN 125	4
2	037463	TRANSFORMR	VOLTAGE REGULATION	1
3-1	031718	SCREW	M 5 X 10 DIN 84A	2
3-2	031914	LOCKWASHER	M 5 DIN 6797A	2
4	038345	BRACKET		1
5	038346	SWITCH	REGULATION SELECTION	1
6	034410	REGULATOR	ELECTRONIC-VOLTAGE-OPTIONAL	1
7-1	031917	LOCKWASHER	M 4 DIN 6797A	2
7-2	031934	SCREW	M 4 X 20 DIN 84A	2
8-1	030809	RECTIFIER	BRIDGE	1
8-2	031931	SCREW	M 5 X 15 DIN 84A	1
8-3	031914	LOCKWASHER	M 5 DIN 6797A	1
9	038347	BLOCK	TERMINAL 5 POLE	1
10-1	038342	BLOCK	TERMINAL AC OUTPUT	1
10-2	038343	NUT	M 6 BRASS	AR
10-3	038344	BAR	BUSS	AR
11	035943	TERMINAL	INSULATED	2
12	036737	CONNECTOR	BOX - AC OUTPUT LEADS	1
13	036702	LABEL	AC OUTPUT CONNECTIONS	1

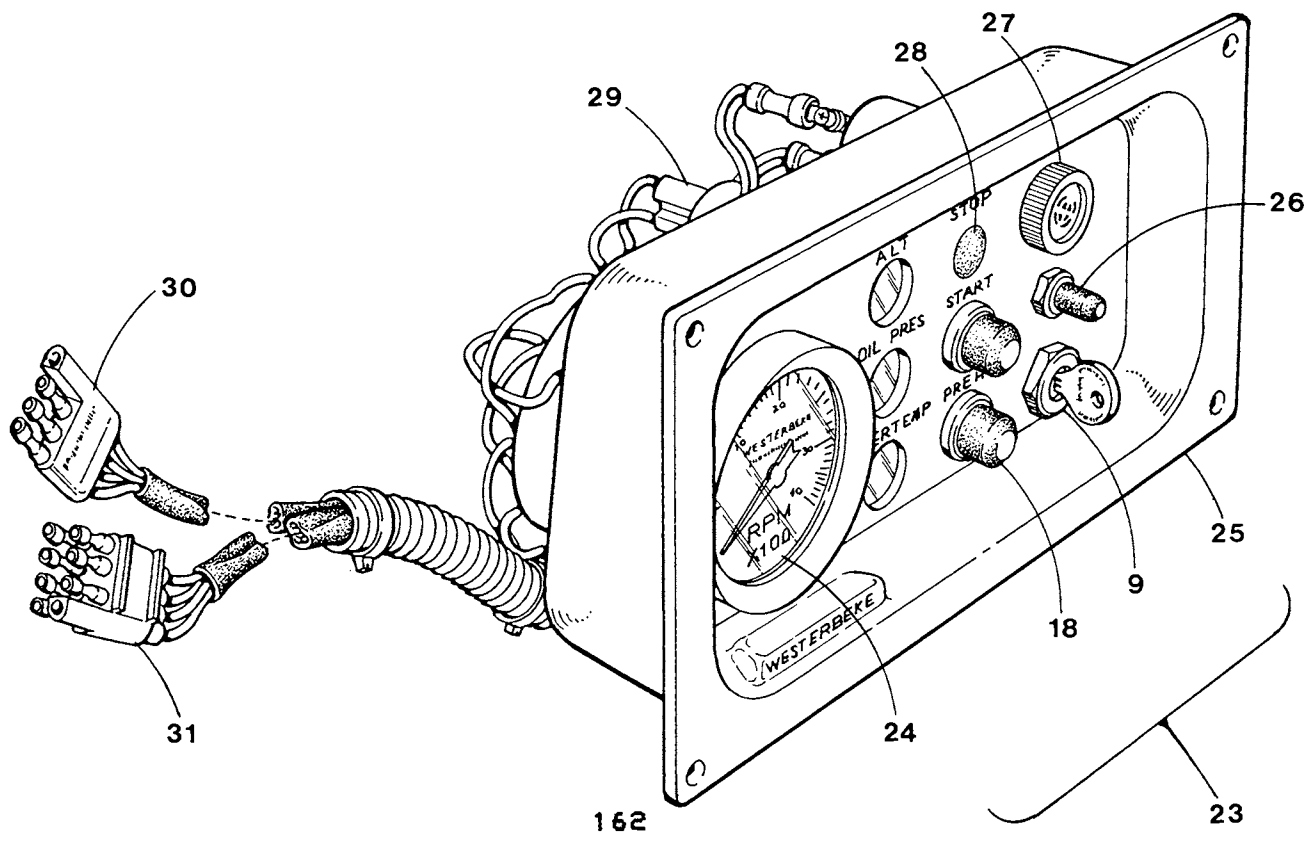
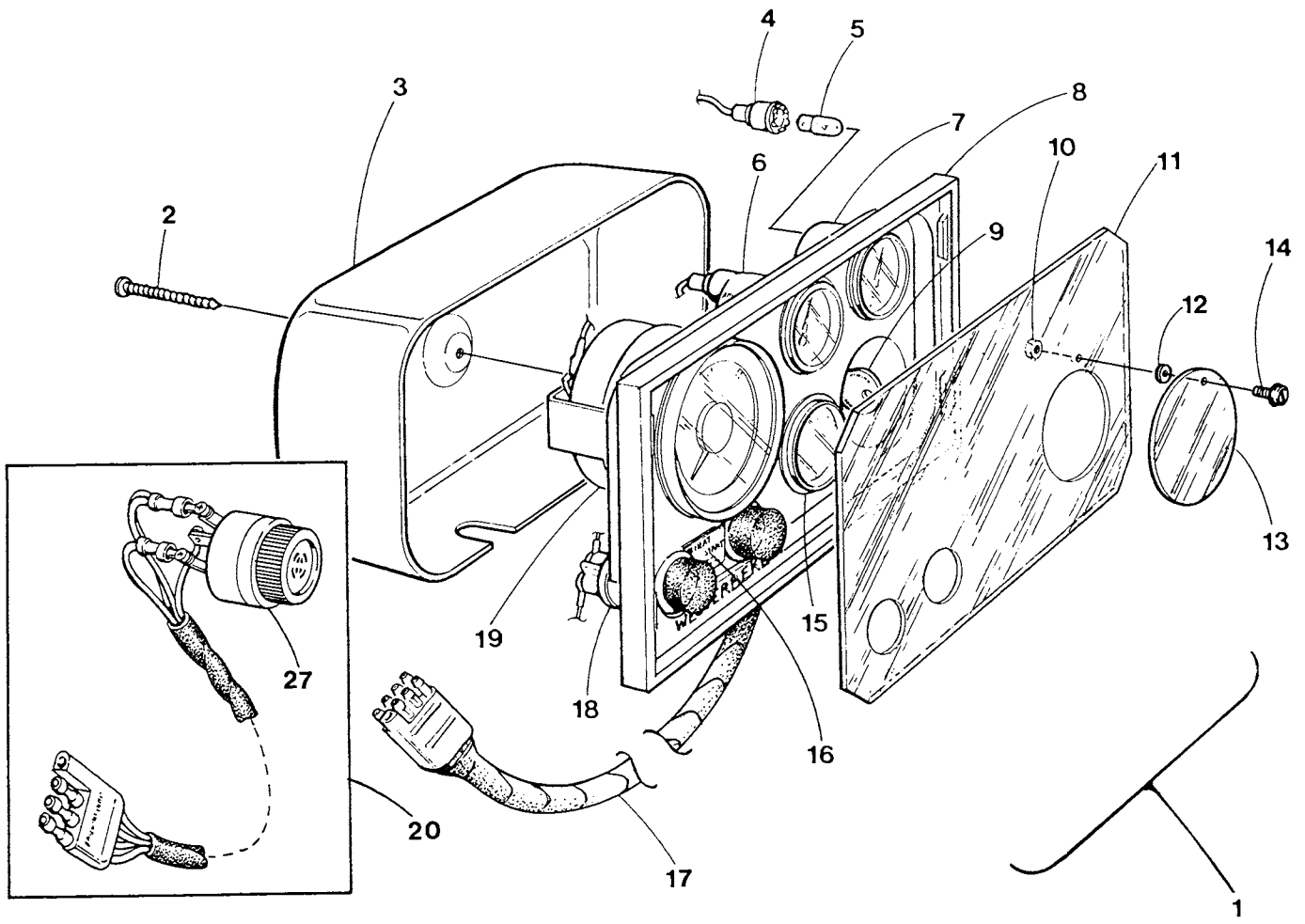




## 35B - 38B - 42B - ELECTRICAL SYSTEM

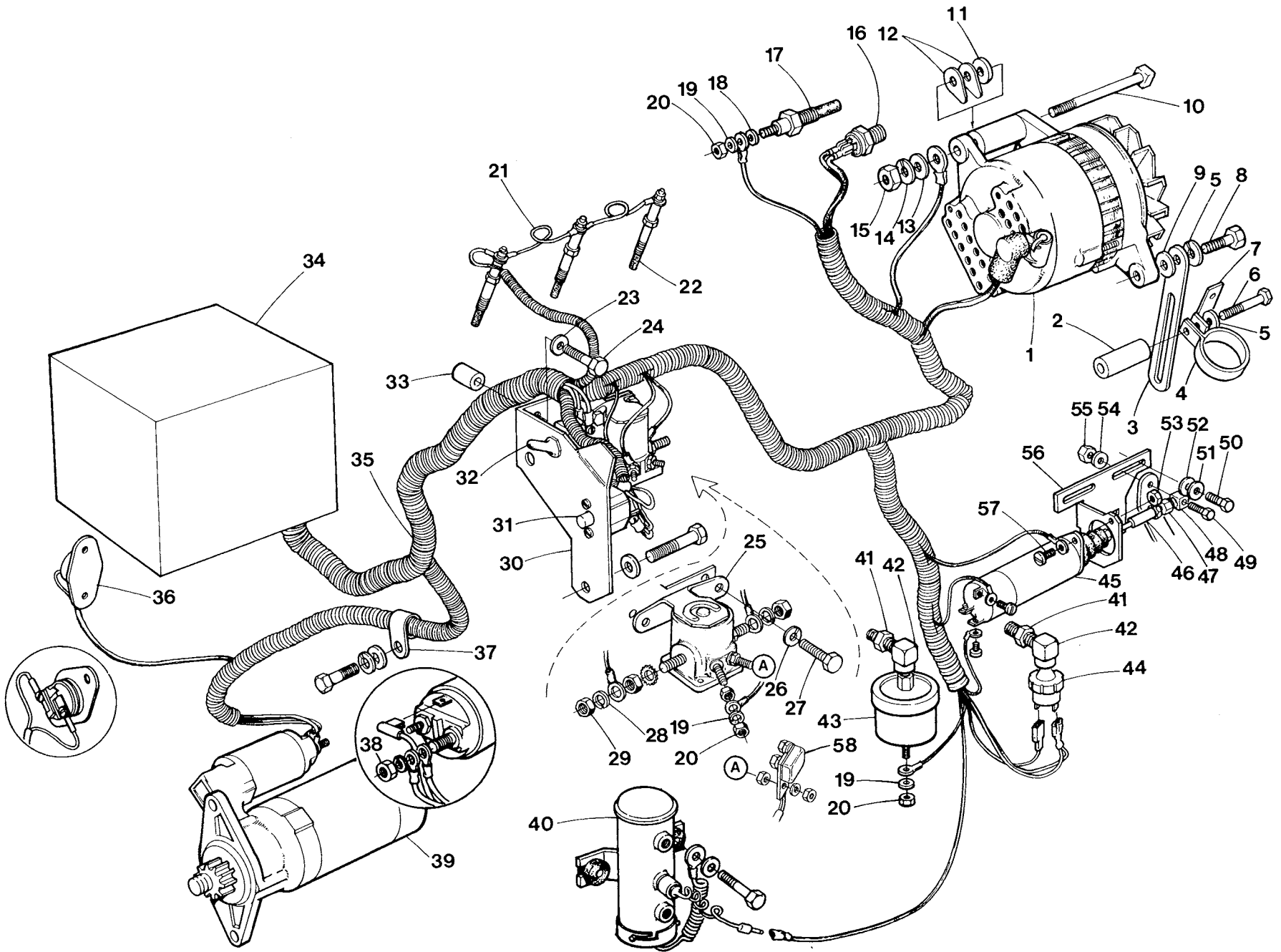
REF	PN	NAME	REMARKS	QUAN
1	030594	ALTERNATOR	50 AMP 12 VDC	1
2	033565	SPACER	STRAP	1
3	033064	STRAP	ADJUSTING	1
4	033381	WASHER	ADJUSTING STRAP	1
5	031816	CAPSCREW	M 8 X 100 DIN 931	1
6	016789	CAPSCREW	M 8 X 16 DIN 933	1
7	031786	LOCKWASHER	M 8 DIN 127	1
8	033381	WASHER	SPACER	1
9	032015	BOLT	ALTERNATOR MOUNTING	1
10	033381	WASHER	SPACER	1
11	031787	WASHER	M 8 DIN 125	1
12	031786	LOCKWASHER	M 8 DIN 127	1
13	018242	NUT	M 8 DIN 934	1
14	030125	SWITCH	WATER TEMPERATURE	1
15	037453	BUSHING	1/4NPT TO 1/8NPT	1
16	035109	SENDER	WATER TEMPERATURE	1
17	031848	WASHER	FLAT 10	1
18	031849	LOCKWASHER	10	3
19	031847	NUT	10-32	3
20-1	030221	WIRE	GLOWPLUG CONNECTING 35B	2
20-2	030221	WIRE	GLOWPLUG CONNECTING 38B,42B	3
21-1	024353	GLOWPLUG	35B	3
21-2	024353	GLOWPLUG	38B,42B	4
22-1	024683	BREAKER	CIRCUIT 20 AMP	1
22-2	031866	SCREW	8-32 X 7/8	2
22-3	031844	LOCKWASHER	8	2
23	034418	BRACKET	CIRCUIT BREAKER AND SOLENOID	1
24	015812	NUT	M 6 DIN 934	2
25	031783	LOCKWASHER	M 6 DIN 127	2
26	019262	LOCKWASHER	M10 DIN 127	1
27	024951	CAPSCREW	M10 X 1.25 X 20 DIN 961	1
28	031786	LOCKWASHER	M 8 DIN 127	1
29	020650	CAPSCREW	M 8 X 18 DIN 933	1
30	036561	HARNESS	ENGINE	1
31	024752	ADAPTER	1/4BSPT TO 1/8NPT	2
32	033935	SWITCH	OIL PRESSURE	1
33	024132	SENDER	OIL PRESSURE	1
34	011984	ELBOW	1/8NPT STREET 90 STEEL	2
35	024831	PUMP	FUEL LIFT 12VDC	1
36-1	034552	MOTOR	STARTER 12 VDC 35B	1
36-2	030593	MOTOR	STARTER 12 VDC 38B,42B	1
37	018242	NUT	M 8 DIN 934	1
38	024639	SOLENOID	PRE-HEAT 12 VDC	1
39	031758	LOCKWASHER	5/16	2
40	031760	NUT	5/16NF	2
41	018804	CAPSCREW	M 6 X 20 DIN 933	2
42	036563	BREAKER	CIRCUIT 10 AMP	1
43	036467	DIAGRAM	ENGINE WIRING - CAPTAIN PANEL	1

35B - 38B - 42B - INSTRUMENT PANELS



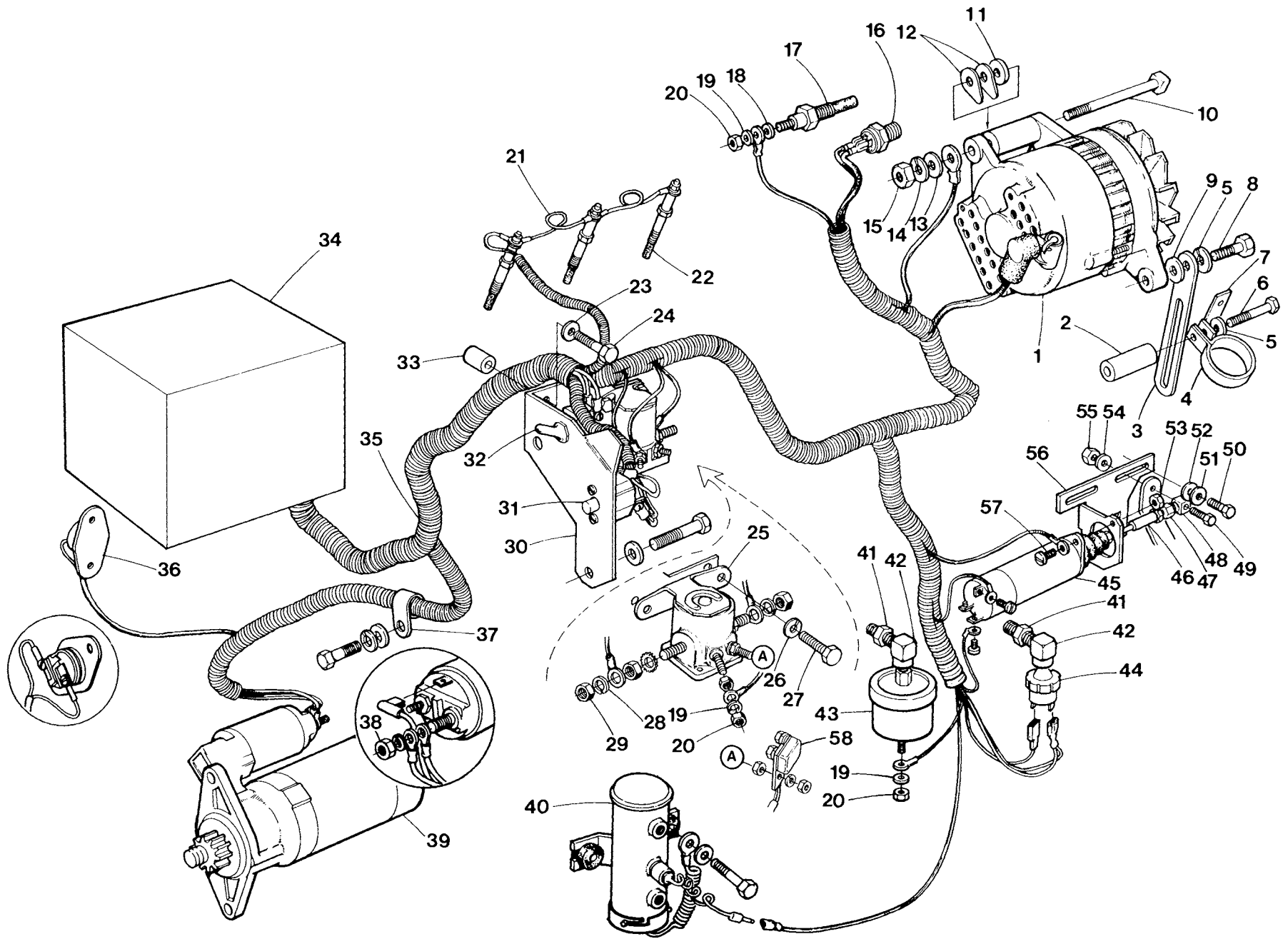
## 35B - 38B - 42B - INSTRUMENT PANELS

REF	PN	NAME	REMARKS	QUAN
1	036843	PANEL	ADMIRAL INCLUDING SENDERS AND ALARM	1
2	030913	SCREW		1
3	030119	COVER	PANEL REAR	1
4	035118	HOLDER	LAMP WEDGE BASE	3
5	035114	LAMP	INSTRUMENT 12 VDC WEDGE BASE	3
6	037601	METER	WATER TEMPERATURE	1
7	037603	METER	OIL PRESSURE 100 PSI	1
8	033865	PANEL	PLATE	1
9	033693	KEYSWITCH	OFF-ON	1
10	030003	NUT	NYLON LOCKING 6-32	1
11	033684	COVER	FACEPLATE	1
12	030002	SPACER	NYLON	1
13	024996	WINDOW	KEYSWITCH COVER	1
14	030001	SCREW	NYLON 6-32 X 1/2 WASHER HEAD	1
15	037605	VOLTMETER	12 VDC	1
16	033682	DECAL	SWITCH IDENTIFICATION	1
17	030148	CABLE	PANEL TO ENGINE 8 PIN	1
18-1	033764	SWITCH	PUSHBUTTON START/PREHEAT	2
18-2	019031	CAP	SWITCH COVER REPLACEMENT	2
19	011917	METER	TACHOMETER-HOUR	1
20	036829	ALARM	ASSEMBLY	1
21	035825	WIRE	POWER TO METER LAMPS	3
22	036844	DIAGRAM	WIRING	1
23	036473	PANEL	CAPTAIN	1
24	035112	METER	TACHOMETER	1
25	036043	PANEL	PLATE	1
26-1	036479	SWITCH	TEST	1
26-2	036490	CAP	SWITCH	1
27	013355	BUZZER	ALARM	1
28	030946	PLUG	NYLON	1
29-1	024947	LAMP	12 VDC	3
29-2	036483	HOLDER	LAMP	3
30	036626	HARNESS	PANEL TO ENGINE 4 PIN	1
31	036627	HARNESS	PANEL TO ENGINE 8 PIN	1
32	036477	ASSEMBLY	TERMINAL-DIODE	1
33	036544	SPACER	TERMINAL-DIODE ASSEMBLY	2
34	036545	SCREW	6-32 X 3/4 TAPPING SS	2
35	036824	DIAGRAM	WIRING	1
36	036630	DRAWING	TEMPLATE TO INSTALL EITHER PANEL	1



10.0 BTD - 11.0 BTD - 12.5 BTDA - ELECTRICAL SYSTEM

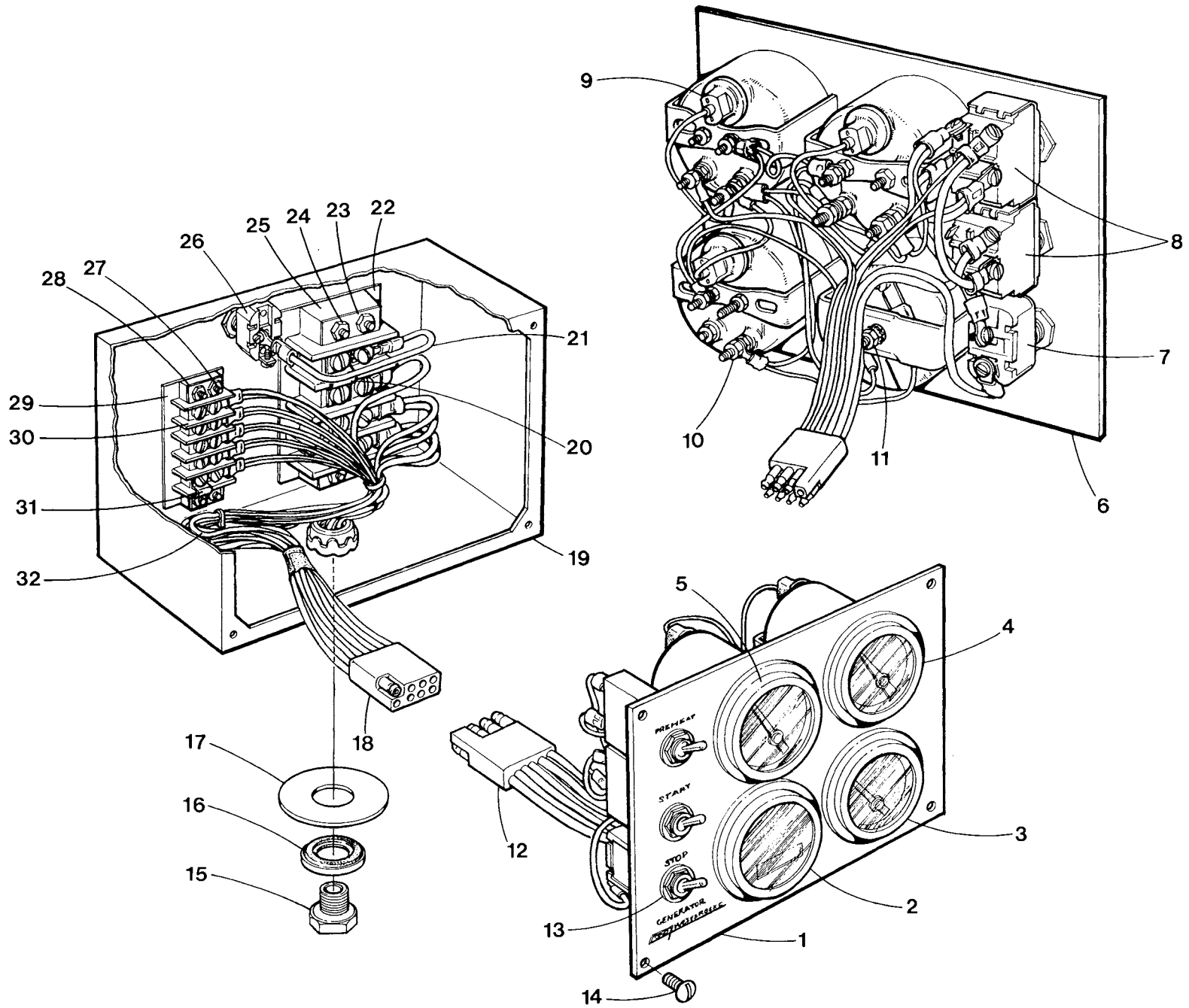
REF	PN	NAME	REMARKS	QUAN
1	030594	ALTERNATOR	50 AMP 12 VDC	1
2	033565	SPACER	STRAP	1
3	033064	STRAP	ADJUSTING	1
4	035134	CLAMP		1
5	031786	LOCKWASHER	M 8 DIN 127	2
6	031817	CAPSCREW	M 8 X 105 DIN 931	1
7	034606	BRACKET	BELT GUARD	1
8	016789	CAPSCREW	M 8 X 16 DIN 933	1
9	033381	WASHER	SPACER	1
10	032015	BOLT	ALTERNATOR MOUNTING	1
11	033381	WASHER	SPACER	1
12	030234	SHIM		2
13	031787	WASHER	M 8 DIN 125	1
14	031786	LOCKWASHER	M 8 DIN 127	1
15	018242	NUT	M 8 DIN 934	1
16	030096	SWITCH	WATER TEMPERATURE	1
17	035109	SENDER	WATER TEMPERATURE	1
18	031848	WASHER	FLAT 10	1
19	031849	LOCKWASHER	10	3
20	031847	NUT	10-32	3
21-1	030221	WIRE	GLOWPLUG CONNECTING 3 CYLINDER	2
21-2	030221	WIRE	GLOWPLUG CONNECTING 4 CYLINDER	3
22-1	024353	GLOWPLUG	3 CYLINDER	3
22-2	024353	GLOWPLUG	4 CYLINDER	4
23	031786	LOCKWASHER	M 8 DIN 127	2
24	013630	CAPSCREW	M 8 X 25 DIN 933	2
25	024639	SOLENOID	PREHEAT	1
26	031783	LOCKWASHER	M 6 DIN 127	2
27-1	018804	CAPSCREW	M 6 X 20 DIN 933	2
27-2	015812	NUT	M 6 DIN 934	2
28	031758	LOCKWASHER	5/16	2
29	031760	NUT	5/16NF	2
30	034244	BRACKET	CIRCUIT BREAKER AND SOLENOID	1
31	024683	BREAKER	CIRCUIT 20 AMP	1
32-1	033259	SWITCH	EMERGENCY STOP	1
32-2	033258	BOOT	EMERGENCY STOP SWITCH	1
32-3	031999	RING	LOCKING	1
33	021885	SPACER		2



10.0 BTD - 11.0 BTD - 12.5 BTDA - ELECTRICAL SYSTEM

REF	PN	NAME	REMARKS	QUAN
34		PANEL	CONTROL REFER TO PANEL PAGE	1
35	036695	HARNESS		1
36	032923	SWITCH	EXHAUST TEMPERATURE	1
37	013760	CLAMP	HARNESS SUPPORT	1
38	018242	NUT	M 8 DIN 934	1
39-1	034552	MOTOR	STARTER 10.0 BTD	1
39-2	030593	MOTOR	STARTER 11.0 BTD, 12.5 BTDA	1
40	024831	PUMP	ELECTRIC FUEL LIFT	1
41	024752	ADAPTER	1/4BSPT TO 1/8NPT	2
42	011984	ELBOW	1/8NPT STREET 90 STEEL	2
43	024132	SENDER	OIL PRESSURE	1
44	033348	SWITCH	OIL PRESSURE	1
45	023041	SOLENOID	FUEL SHUTOFF	1
46	015225	BALL JOINT		1
47	015534	NUT		1
48	034179	BALL JOINT		1
49	031505	CAPSCREW	1/4NC X 1	1
50	031810	CAPSCREW	M 6 X 14 DIN 933	2
51	031783	LOCKWASHER	M 6 DIN 127	2
52	031784	WASHER	M 6 DIN 125	2
53-1	031847	NUT	10-32	2
53-2	031849	LOCKWASHER	10	2
54	031752	LOCKWASHER	1/4	1
55	031750	NUT	1/4NC	1
56	034201	BRACKET	FUEL SOLENOID	1
57	031782	SCREW	10-32 X 1/2	2
58	036563	BREAKER	CIRCUIT 10 AMP	1
59	036412	DIAGRAM	GENERATOR DC CONTROL WIRING	1

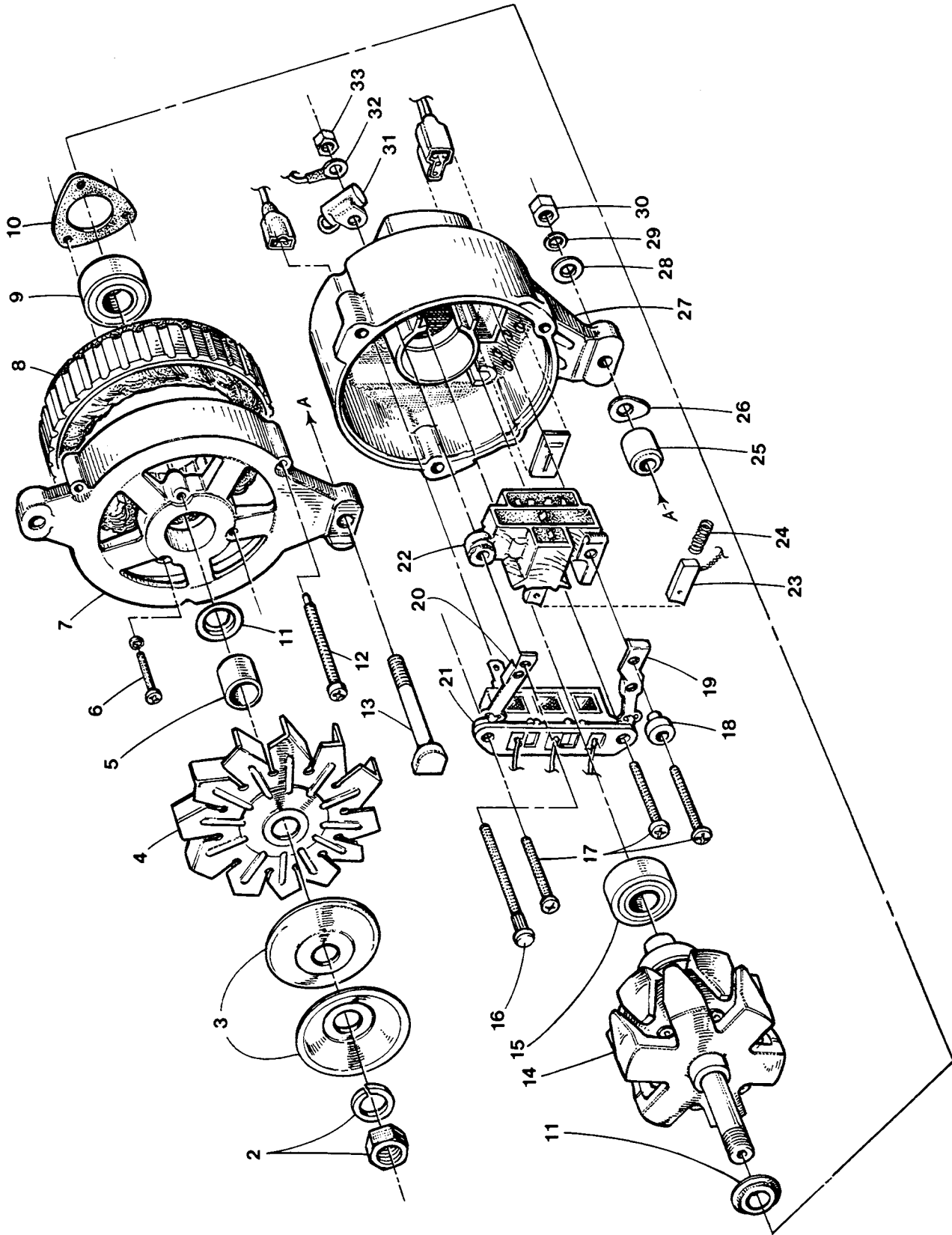




10.0 BTD - 11.0 BTD - 12.5 BTDA - GENERATOR CONTROL PANEL

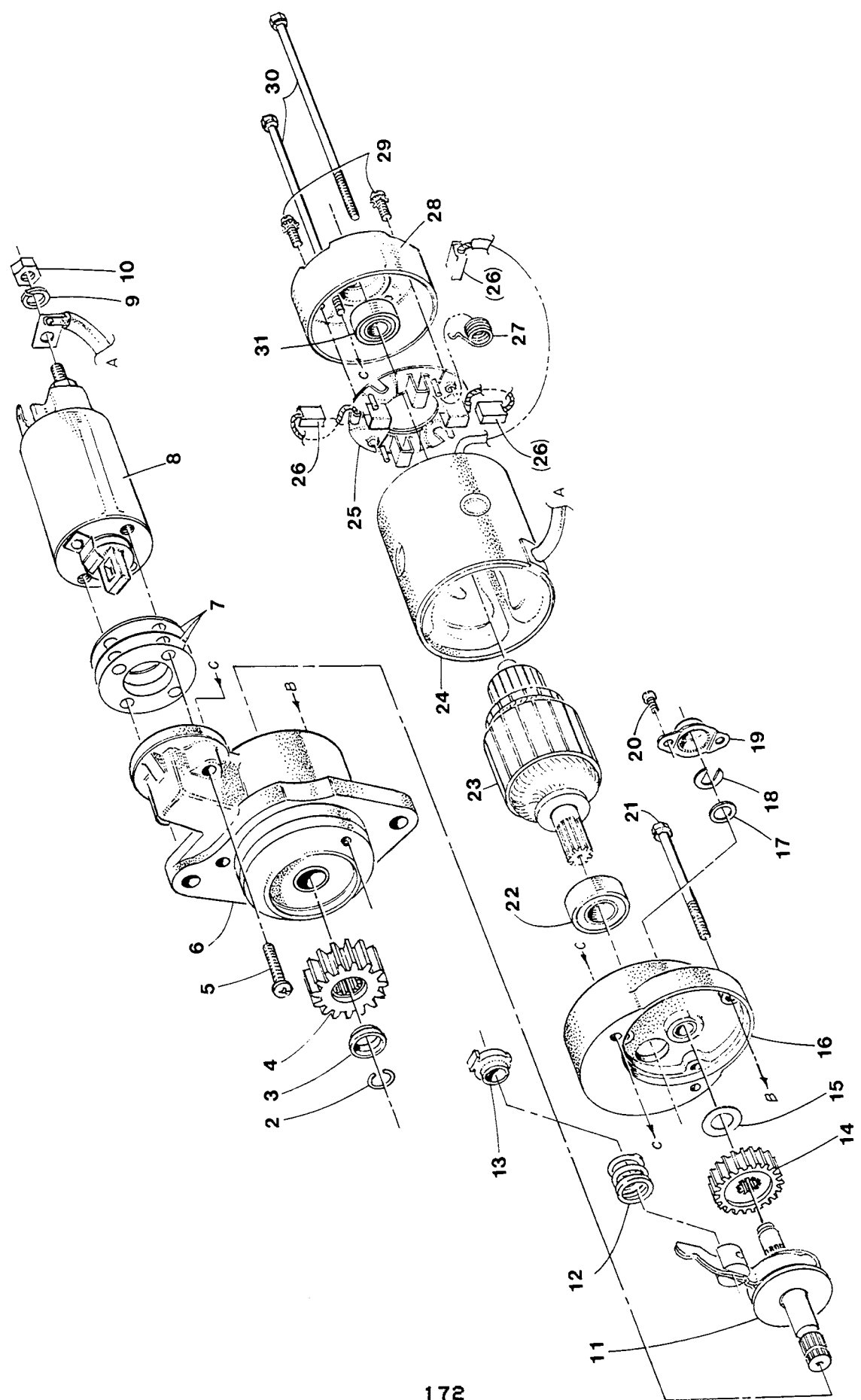
REF	PN	NAME	REMARKS	QUAN
1	036539	PANEL	GENERATOR CONTROL REF 2 THRU 13	1
2	036192	HOURLMETER		1
3	037605	VOLTMETER	12 VDC	1
4	037603	METER	OIL PRESSURE 0-100 PSI	1
5	037601	METER	WATER TEMPERATURE	1
6-1	034485	PLATE	PANEL	1
6-2	035303	COVER	BOX-WHEN PANEL IS REMOTE MOUNTED	1
7	024731	SWITCH	STOP	1
8	024732	SWITCH	PREHEAT-START	2
9-1	035114	LAMP	INSTRUMENT WEDGE BASE	3
9-2	035118	HOLDER	LAMP WEDGE BASE	3
9-3	035825	WIRE	LAMP POWER CONNECTION	3
10-1	031900	NUT	10-32	AR
10-2	031902	LOCKWASHER	10	AR
11	031904	NUT	10-24 KEPS	1
12	036538	HARNESS	PANEL	1
13	031999	RING	TOGGLE SWITCH MOUNT LOCKING	3
14	034421	SCREW	8-32 X 3/8 TRUSS HEAD BLACK SS	4
15	036464	NIPPLE	CHASE WITH BUSHING	1
16	036492	RING	SEALING	1
17	036837	WASHER	REDUCER	1
18	036695	HARNESS	ENGINE	1
19-1	036712	ASSEMBLY	BOX AND HARNESS	1
19-2	036466	BOX	GENERATOR CONTROL PANEL	1
20	013938	JUMPER	TERMINAL BLOCK	1
21	036698	WIRE	STOP SWITCH TO TERMINAL BLOCK	1
22	013363	MARKER	TERMINAL BLOCK	1
23	013856	PLATE	SCREW-TERMINAL BLOCK	2
24-1	031866	SCREW	8-32 X 7/8 BINDING HEAD SS	4
24-2	031842	NUT	8-32 HEX SS	4
24-3	031843	WASHER	FLAT 8	4
24-4	031844	LOCKWASHER	8	4
25	013320	BLOCK	TERMINAL	1
26-1	033259	SWITCH	EMERGENCY STOP	1
26-2	033258	BOOT	EMERGENCY STOP SWITCH	1
26-3	033251	LABEL	EMERGENCY STOP SWITCH	1
27-1	031855	SCREW	6-32 X 5/8 BINDING HEAD SS	4
27-2	031837	NUT	6-32 HEX SS	4
27-3	031838	WASHER	FLAT 6	4
27-4	031839	LOCKWASHER	6	4
28	015222	PLATE	SCREW-TERMINAL BLOCK	2
29	019122	MARKER	TERMINAL BLOCK	1
30	019121	BLOCK	TERMINAL	1
32	036232	HARNESS	PANEL BOX	1

35B - 38B - 42B - 10.0 BTD - 11.0 BTD - 12.5 BTDA - ALTERNATOR



35B - 38B - 42B - 10.0 BTD - 11.0 BTD - 12.5 BTDA - ALTERNATOR

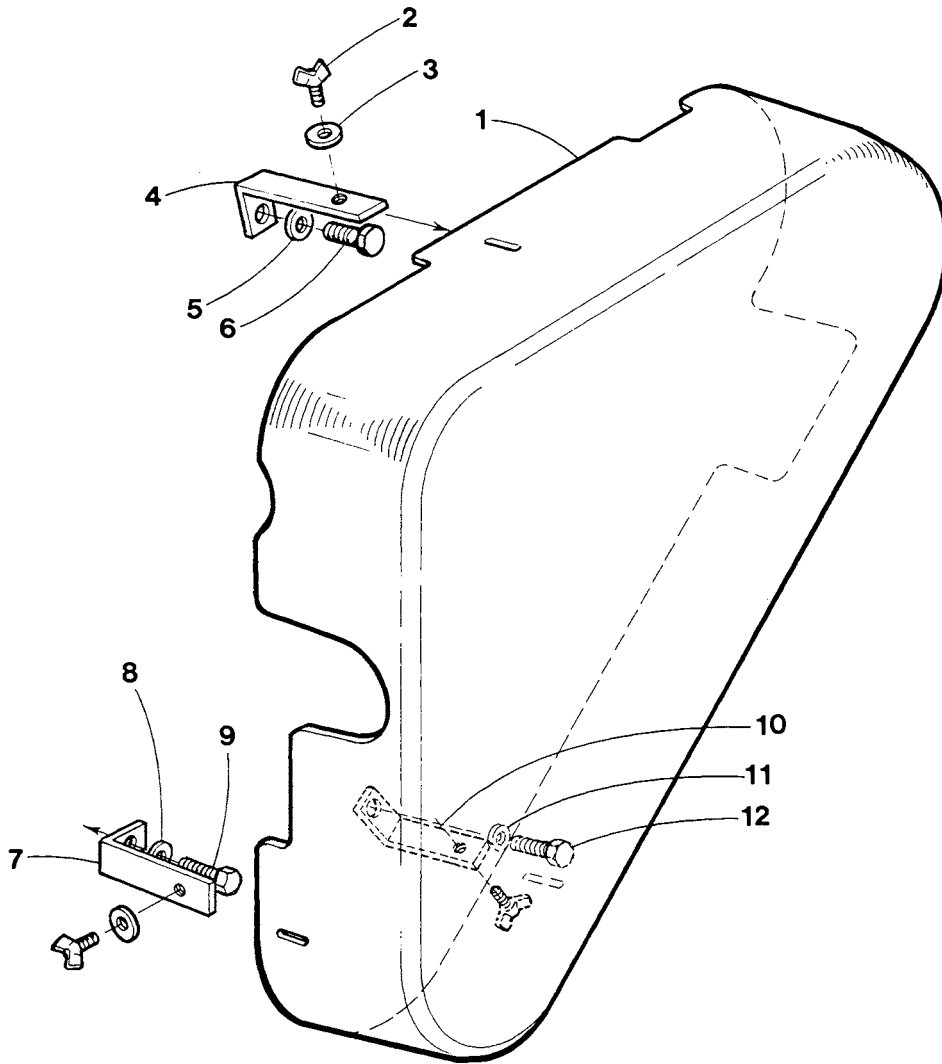
REF	PN	NAME	REMARKS	QUAN
1	030594	ALTERNATOR	12 VDC 50 AMP	1
2	030694	NUT SET	INCLUDES LOCKWASHER	1
3	030251	PULLEY	ASSEMBLY WITH FAN AND BUSHING	1
4		FAN	INCLUDED IN REF 3	1
5		SPACER	INCLUDED IN REF 3	1
6	030249	SCREW SET	BEARING RETAINING PLATE	1
7	030254	BRACKET	FRONT ASSEMBLY INCLUDING BEARING REF 9	1
8	030255	STATOR		1
9	030690	BEARING		1
10		PLATE	BEARING RETAINING INCLUDED IN REF 7	1
11		SLINGER	INCLUDED IN REF 7	1
12	030250	SCREW SET	ALTERNATOR HOUSING	1
13	032015	BOLT	ALTERNATOR MOUNTING	1
14	030253	ROTOR	ASSEMBLY INCLUDING BEARING REF 15	1
15	030248	BEARING		1
16	030256	TERMINAL	SET INCLUDING REF 17,18,19,20,32	1
17		SCREW	INCLUDED IN REF 16	3
18		INSULATOR	INCLUDED IN REF 16	1
19		STRAP	INCLUDED IN REF 16	1
20		STRAP	INCLUDED IN REF 16	1
21	030703	RECTIFIER	ASSEMBLY	1
22	030257	REGULATOR	ASSEMBLY INCLUDING BRUSH SET	1
23	030258	BRUSH		2
24	030247	SPRING	BRUSH	2
25	033381	SPACER	ALTERNATOR MOUNT	1
26	030234	SHIM	ALTERNATOR MOUNT	AR
27	030704	BRACKET	REAR ASSEMBLY INCLUDING REF 16,21,22,31	1
28	031787	WASHER	M 8 DIN 125	1
29	031786	LOCKWASHER	M 8 DIN 127	1
30	018242	NUT	M 8 DIN 934	1
31	030252	CONDENSER		1
32		NUT	INCLUDED IN REF 16	1
33	031086	BOOT	RUBBER	1



35B - 38B - 42B - 10.0 BTD - 11.0 BTD - 12.5 BTDA - STARTER MOTORS

REF	PN	NAME	REMARKS	QUAN
1-1	034552	MOTOR	STARTER 12 VDC 3 CYLINDER	1
1-2	030593	MOTOR	STARTER 12 VDC 4 CYLINDER	1
2		RING	RETAINING SEE REF 3	1
3	030261	RETAINER	INCLUDING REF 2	1
4-1	038703	PINION	MOTOR 34552 INCL REF 2 AND 3	1
4-2	030700	PINION	MOTOR 30593 INCL REF 2 AND 3	1
5	030263	SCREW SET	INCLUDING REF 29	1
6		BRACKET	FRONT	1
7		SHIMS	SOLENOID SEE REF 8	AR
8-1	036218	SOLENOID	MOTOR 34552 INCLUDING REF 7	1
8-2	030245	SOLENOID	MOTOR 30593 INCLUDING REF 7	1
9	031786	LOCKWASHER	M 8 DIN 127	2
10	018242	NUT	M 8 DIN 934	2
11	030265	SHAFT	ASSEMBLY	1
12		SPRING		1
13		RETAINER		1
14	030695	GEAR		1
15		WASHER	SEE REF 19	1
16		BRACKET	CENTER	1
17		WASHER	SEE REF 19	1
18		CLIP	SEE REF 19	1
19	030696	COVER	INCLUDING REF 15,17,18,20	1
20		SCREW	SEE REF 19	2
21	030692	CAPSCREW	M 5 X 73	1
22	031305	BEARING	ARMATURE	1
23		ARMATURE	INCLUDING BEARINGS	1
24		HOUSING	YOKE ASSEMBLY	1
25	030262	HOLDER	BRUSH ASSEMBLY INCL REF 26 AND 27	1
26		BRUSH	SEE REF 25	4
27	030246	SPRING	BRUSH	1
28	030697	HOUSING	REAR	1
29		SCREW	SEE REF 5	2
30		CAPSCREW		2
31	031306	BEARING	ARMATURE	1

10.0 BTD - 11.0 BTD - 12.5 BTDA - BELT GUARD



10.0 BTD - 11.0 BTD - 12.5 BTDA - BELT GUARD

REF	PN	NAME	REMARKS	QUAN
1	034236	GUARD	BELT	1
2	033228	SCREW	WING 10-32 X 1/2	3
3-1	031849	LOCKWASHER	10	3
3-2	033372	WASHER	FLAT	3
4	034606	BRACKET	TOP	1
7	033380	BRACKET	LEFT	1
10	033380	BRACKET	RIGHT	1



## 35B - 38B - 42B - 10.0 BTD - 11.0 BTD - 12.5 BTDA - MISCELLANEOUS

REF	PN	NAME	REMARKS	QUAN
1-1	037649	KIT A	SPARE PARTS 35B,10.0 BTD	1
1-2	037691	KIT A	SPARE PARTS 38B,11.0 BTD	1
1-3	037709	KIT A	SPARE PARTS 42B,12.5 BTDA	1
2-1	037650	KIT B	SPARE PARTS EXTD CRUISING 35B,10.0 BTD	1
2-2	037692	KIT B	SPARE PARTS EXTD CRUISING 38B,11.0 BTD	1
2-3	037710	KIT B	SPARE PARTS EXTD CRUISING 42B,12.5 BTDA	1
3-1	037651	GASKET SET	UPPER 35B,10.0 BTD	1
3-2	037693	GASKET SET	UPPER 38B,11.0 BTD	1
3-3	037711	GASKET SET	UPPER 42B,12.5 BTDA	1
4-1	037652	GASKET SET	COMPLETE 35B,10.0 BTD	1
4-2	037694	GASKET SET	COMPLETE 38B,11.0 BTD	1
4-3	037712	GASKET SET	COMPLETE 42B,12.5 BTDA	1
5	032974	FILTER	PRIMARY FUEL	1
6	015010	STRAINER	SEA WATER	1
7	033327	VALVE	ANTI-SIPHON	1
8	013758	PAINT	RED AEROSOL SPRAY CAN	1
9	020654	SPLITTER	ALTERNATOR OUTPUT	1
10-1	030760	HARNESS	15 FOOT PANEL EXTENSION 8 PIN	1
10-2	036557	HARNESS	15 FOOT PANEL EXTENSION 4 PIN	1
11	032149	FILTER KIT	REMOTE LUBE OIL	1
12-1	032009	SWITCH	GENERATOR SHIP-SHORE 10.0 BTD	1
12-2	032010	SWITCH	GENERATOR SHIP-SHORE 11.0 BTD,12.5 BTDA	1
13	033093	KIT	FUEL HARDWARE	1
14-1	037435	MANUAL	OPERATOR 35B,38B,42B	1
14-2	036746	MANUAL	OPERATOR 10.0 BTD,11.0 BTD,12.5 BTDA	1
15	038704	MANUAL	TECHNICAL	1
16	034936	MUFFLER	HYDRO-HUSH C	1
17-1	033340	ADAPTER	HOSE TO MUFFLER-STRAIGHT	AR
17-2	033341	ADAPTER	HOSE TO MUFFLER-45 DEGREE	AR
17-3	033342	ADAPTER	HOSE TO MUFFLER-90 DEGREE	AR

